復旦大學 管理学院
SCHOOL OF MANAGEMENT
FUDAN UNIVERSITY





2026年度
碳排放报告

上海碳盒智能科技有限公司

复旦大学管理学院

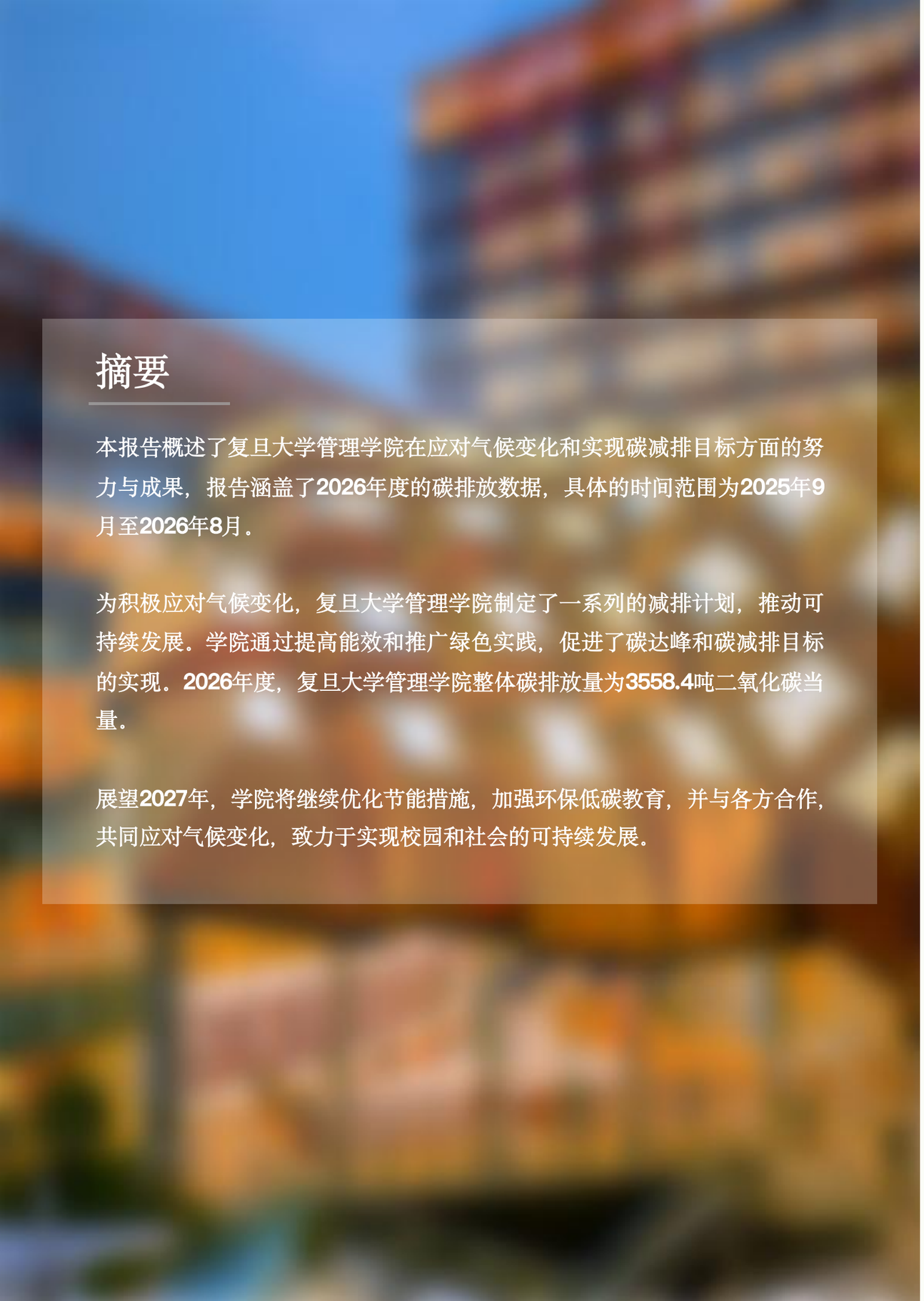

摘要

本报告概述了复旦大学管理学院在应对气候变化和实现碳减排目标方面的努力与成果，报告涵盖了2026年度的碳排放数据，具体的时间范围为2025年9月至2026年8月。

为积极应对气候变化，复旦大学管理学院制定了一系列的减排计划，推动可持续发展。学院通过提高能效和推广绿色实践，促进了碳达峰和碳减排目标的实现。2026年度，复旦大学管理学院整体碳排放量为3558.4吨二氧化碳当量。

展望2027年，学院将继续优化节能措施，加强环保低碳教育，并与各方合作，共同应对气候变化，致力于实现校园和社会的可持续发展。

目 录

1 目标与路径

1.1 学院介绍
1.2 目标设定与计划实施

2 碳信息披露

2.1 组织边界与测量基准
2.2 报告涵盖的时间和责任
2.3 组织边界及基准年变更说明
2.4 排放因子选取
2.5 温室气体量化
2.6 数据质量管理

3 碳减排行动

3.1 学院行动
3.2 绿动未来
3.3 碳减排策略
3.4 学院计划
3.5 碳排放削减目标

4 技术愿景

4.1 智慧建筑
4.2 AI智能化碳平台

5 附录



1 目标与路径

1.1 学院介绍

1.2 目标设定与计划实施

1.1 学院介绍

开智求真，拓新领变。自1917年复旦大学首创商科伊始，开拓与创新的精神便深植于复旦大学管理学院的基因之中。1929年成立商学院，开创中国现代商学教育先河。1952年，全国高校院系调整，工商管理学科教育中断。改革开放之后，复旦大学率先恢复管理教育，1977年开始招收管理学科专业学生，1979年成立管理科学系，1985年恢复组建管理学院。2025年，学院迎来恢复建院四十周年。百年征途，始终扎根于中国实践，持续对标国际前沿，复旦大学管理学院一直屹立于中国管理教育发展的潮头。

经过近40年的发展壮大，学院目前设有8个系，拥有一级学科博士点5个，二级学科博士点12个（含自设博士点），一级学科硕士点5 个，二级学科硕士点18个（含自设硕士点）以及工商管理硕士（MBA）/高级管理人员工商管理硕士（EMBA）、会计硕士（MPAcc）、国际商务硕士、金融硕士及应用统计硕士5个专业学位硕士点，本科专业7个，博士后科研流动站4个。2018 年,在教育部学位与研究生教育发展中心公布的全国首次专业学位水平评估结果中，复旦大学工商管理类别获评 “A+”。



学院恢复建院以来，广泛推行“走出去、引进来”的国际化战略，积极拓展国际交流，与美国、意大利、挪威、英国、法国、新加坡、澳大利亚、韩国、香港等32个国家和地区的116所著名高等院校和研究机构建立了多种形式的交流、合作关系。国际化战略已经覆盖到了学生、师资、科研、课程设置、企业联系、国际合作研究等各个层面。通过加入 PIM（Partnership in International Management）、GMAC（美国商学院协会研究生入学管理委员会）、CoBS（商学院商业与社会全球联盟）、GNAM（全球高端管理联盟）等国际合作组织，学院的国际地位逐步提升，并获得了 EQUIS（欧洲质量发展认证体系）和 AACSB（国际精英商学院协会）的国际认证。

1.1 学院介绍

在英国《金融时报》（FT）2026年全球MBA项目排名中，复旦大学MBA项目位列全球第30位，持续位居全球前三十。在2026年度英国《金融时报》（FT）全球EMBA项目排名中，复旦管院四大参评项目全部继续稳居世界前列，多项细分指标蝉联全球第一，三个项目的薪资增长率包揽全球前三。持续展现复旦管院在全球管理教育领域的硬核实力及商业人才培养的突出成果。其中，复旦大学-华盛顿大学EMBA项目全球第8位，连续三年薪资水平全球第一；复旦大学EMBA项目全球第17位，连续五年位居中文EMBA项目全球第一，薪资增长率113%位列全球第三；复旦大学-香港大学IMBA项目全球第24位，薪资增长率121%登顶全球第一，连续三年位居在职MBA项目全球第一；复旦大学-BI(挪威)国际合作MBA项目全球第31位，国际化师资实力连续八年位居在职MBA项目全球第一，薪资增长率117%位列全球第二。

学院涌现出一批卓越的学术带头人，形成了十余个高质量的学术研究团队，积累了一批优秀的学术专著、论文和专利。不仅在全球公认的UTD和FT国际高等级学术期刊上的发表的排名达到世界一流中游水平，而且在国家自然科学基金项目评审中展现出卓越的科研竞争力。在国家自然科学基金委员会2026年度集中接收申请项目评审结果中，学院再获佳绩，共获批28项，立项数创历史新高。在UTD发布的“全球商学院科研百强榜（2021-2025）”中，学院位列全球第65位，连续11年全球百强榜排名持续上升。







目标设定

近期　中期　长期

2026 年，复旦大学管理学院将国顺院区（含李达三楼、史带楼、思源楼）与政立院区（含 A 楼、B 楼）纳入温室气体排放盘查范围（范围一、范围二及范围三）。2025年度开始新院区政立院区纳入盘查范围，为保持减排目标一致及减排进度统一管理，基准年进行了相应调整：两个院区均以 2025 年度为基准年；在运营控制权口径下，盘查边界与减排目标边界均不覆盖 C 楼，范围二排放量按基于位置法核算。基于此，学院设定分阶段碳减排目标，全面统筹两个院区的能源消耗与排放源，在总结历年减排成效的基础上持续完善温室气体管理体系，稳步实现学院碳减排目标。

近 期	中 期	长 期
-10%	-70%	-100%
以2025年为基准年，2026年学院碳排放总量下降	以2025年为基准年，至2035年范围一、范围二排放量较基准年降低	至2040年实现范围一、范围二、范围三碳中和

1.2 目标设定与计划实施



计划实施

近期　中期　长期

- **01 近期措施**
  - 盘查与数据管理
  - 核算边界与因子
  - 用能计量与维护
  - 低碳培训与办公
  - 范围三数据核算
  - 垃圾分类与出行
- **02 中期措施**
  - 绿电采购与光伏
  - 建筑围护改造
  - 照明与空调能效
  - 智慧碳管理平台
  - 绿色采购与供应链
  - 差旅与通勤优化
- **03 长期措施**
  - 用能深度电气化
  - 全面使用绿电
  - 智能楼宇管理
  - 教学科研碳管理
  - 全范围碳中和
  - 剩余排放碳抵消

全过程措施：碳减排、绿电采购与碳抵消年度计划

2 碳信息披露

2.1 组织边界与测量基准

2.2 报告涵盖的时间和责任

2.3 组织边界及基准年变更说明

2.4 排放因子选取

2.5 温室气体量化

2.6 数据质量管理

2.1 组织边界与测量基准

通过调研，本项目碳排放盘查范围涵盖复旦大学管理学院的两个院区。其中，国顺院区地址为上海杨浦区国顺路670号，包含李达三楼（办公与图书馆功能，采用多联式空调）、史带楼（主要教学楼，采用溴化锂中央空调，用能集中且改造潜力大）以及思源楼（办公功能，空间布局老旧，采用分体式空调）。

政立院区地址为上海市杨浦区政立路558号，为新建院区，包含A楼、B楼。院内总建筑面积十万平方米，是中国大陆首个开放式教育商业综合体。除设施先进的教室和讨论室外，院区内还有专业剧院、报告厅、图书馆加书局、博物馆、健身房及运动场地、冥想室、科创俱乐部、学生活动中心大型餐饮服务区等空间。

随着边界的扩大，后续碳减排评估将全面统筹两个院区的能源消耗与减排潜力。



图 复旦大学管理学院国顺院区-李达三楼、史带楼和思源楼（图左）、政立院区-A楼、B楼（图右）坐落位置

本次碳盘查的组织边界依照ISO 14064-1：2018相关准则，并参考Greenhouse Gas Protocol，通过“运营控制权”方式来进行设定，涵盖范围一、范围二及范围三的碳排放。学院消耗的主要能源类型为电力与天然气。评估数据来源于学院提供的实际能源账单及现场调研结果。电力主要用于各楼栋的空调、照明、插座等系统；天然气消耗则存在于两个院区：国顺院区的史带楼用于夏季工况下的溴化锂中央空调系统，政立院区的A楼、B楼天然气用途待确认（仅冬季用气、夏季为0，疑似供暖/锅炉）。组织边界采用运营控制权法设定，范围二购入电力排放按基于位置法核算；政立院区 C 楼不纳入盘查边界，亦不属于减排目标边界。

2.2 报告涵盖的时间和责任

本报告涵盖了 2026 年度的碳数据，具体的时间范围为 2025年9月至2026年8月，为学院未来的可持续发展制定提供了实时量化的参考。学院在碳排放盘查中明确责任，由专门的盘查团队负责数据的收集、计算和报告。

本报告有效期至报告书重新修订或废止为止。

2.3 组织边界及基准年变更说明

上一年度，组织运营边界扩大，新增政立院区（包括 A 楼、B 楼和 C 楼）。本报告期，基准年进行相应调整：国顺院区与政立院区均以 2025 年度为基准年；在运营控制权口径下，盘查边界与减排目标边界均不覆盖 C 楼，政立院区仅核算 A 楼、B 楼。范围二购入电力排放按基于位置法（location-based）核算，电力排放因子由于年度口径变化不完全可比。

2.4 排放因子选取

范围	类别	排放因子（来源）
范围一	天然气	21.65 tCO_2e/万m^3（《企业温室气体排放核算方法与报告指南(试行)》/GB/T 32151）
范围二	外购电力	0.4701 $kgCO_2e$/kWh （上海市生态环境局《2020—2024 年度上海市公共电网电力、热力二氧化碳排放因子》）
范围三	通勤	《中国产品全生命周期温室气体排放系数集(2022)》
	差旅	《中国产品全生命周期温室气体排放系数集(2022)》
	纸张	《中国产品全生命周期温室气体排放系数集(2022)》

2.5 温室气体量化

国顺院区与政立院区碳排放汇总

表 政立院区 + 国顺院区2025年、2026年碳排放情况汇总

范围	类别	2025年碳排放量分项（tCO_2e）	2026年碳排放量分项（tCO_2e）	2025年碳排放量总量（tCO_2e）	2026年碳排放量总量（tCO_2e）
范围一	天然气	554.73	599.29	4134.10	3558.36
范围二	购入电力	3401.12	2827.47		
范围三	通勤	59.88	34.02		
	差旅	109.10	87.64		
	纸张	9.27	9.94		

注：范围一、范围二为国顺、政立两院区合计；范围三（通勤、差旅、纸张）为学院整体口径。政立院区 2025 年度口径含 A、B、C 楼，2026 年度起仅核算 A、B 楼，范围一、范围二同比数据口径不完全可比。

由上表可见，2026 年度国顺、政立两院区碳排放总量为 3558.36 tCO_2e，较 2025 年度 4134.10 tCO_2e 下降 13.93%。其中范围一（天然气）599.29 tCO_2e，较 2025 年度 554.73 tCO_2e 上升 8.03%；范围二（购入电力）2827.47 tCO_2e，较 2025 年度 3401.12 tCO_2e 下降 16.87%（盘查边界变化，范围一、二同比数据口径不完全可比）；范围三 131.60 tCO_2e，较 2025 年度 178.25 tCO_2e 下降 26.17%（通勤 34.02 tCO_2e，-43.19%；差旅 87.64 tCO_2e，-19.67%；纸张 9.94 tCO_2e，+7.23%）。范围二购入电力为两院区最主要的碳排放来源，2026 年度占总量 79.46%；范围三中差旅仍为最大排放源，占范围三的 66.6%。

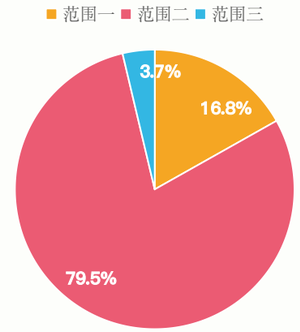

图 2026年度学院整体碳排放比例分布

2.5 温室气体量化



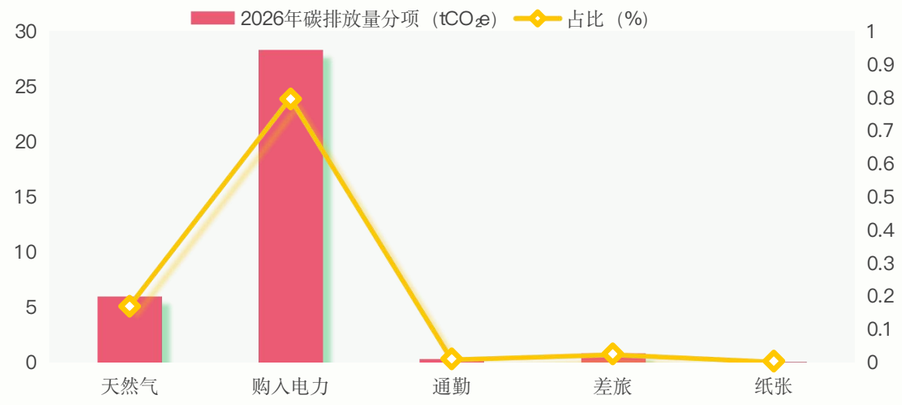

图 2026 年度各类别碳排放量分项与占比分析图

2026 年度范围三碳排放结构中，“飞机”为最主要的排放来源，占范围三的 59.9%；“飞机 + 火车 + 燃油车”合计占比约 75.6%，构成范围三排放的主体。以“地铁”“新能源汽车”为代表的绿色出行方式合计排放约 16.0 tCO_2e、占范围三的 12.2%。

为进一步推动交通领域碳减排，学院将强化差旅管理，在保障运营效率的前提下引导以高铁替代部分航空出行；完善新能源汽车使用环境，通过设施配套与管理激励提升其在通勤结构中的占比；以及持续提升公共交通吸引力，并挖掘“电动自行车”等微出行方式的减排潜力，形成多层次低碳通勤体系。

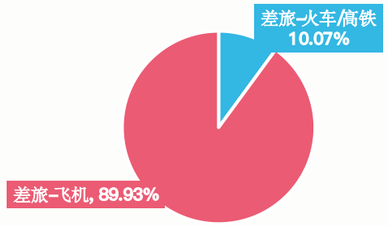

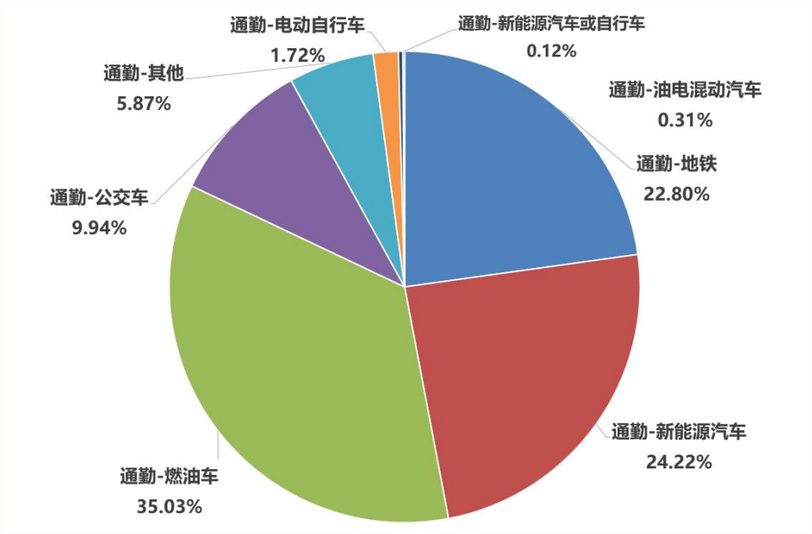

图 2026 年度范围三差旅与通勤碳排放占比分布

2.5 温室气体量化

国顺院区

2026 年度，国顺院区范围一（天然气）排放量 227.56 tCO_2e，范围二（购入电力）排放量 1050.28 tCO_2e，范围一、范围二合计 1277.84 tCO_2e。相较 2025 年度（范围一 238.21、范围二 949.59、合计 1187.80 tCO_2e），范围一同比下降 4.47%；范围二同比增长 10.60%（受上海市电网电力排放因子由 4.2 tCO_2/万kWh 更新为 0.4701 $kgCO_2e$/kWh 影响，同日径核算下降 1.18%）；范围一、范围二合计同比增长 7.58%。

表 国顺院区减排量分析对比

碳排放量/（tCO_2e）	2025年度	2026年度	2026年同比增长率（%）
范围一（天然气）	238.21	227.56	-4.47
范围二（购入电力）	949.59	1050.28	+10.60
范围一 + 范围二	1187.80	1277.84	+7.58

注：范围三（通勤、差旅、纸张）为学院整体口径，不按院区拆分。

图 国顺院区范围一 + 范围二年度总碳排放量（tCO_2e）及同比增长率

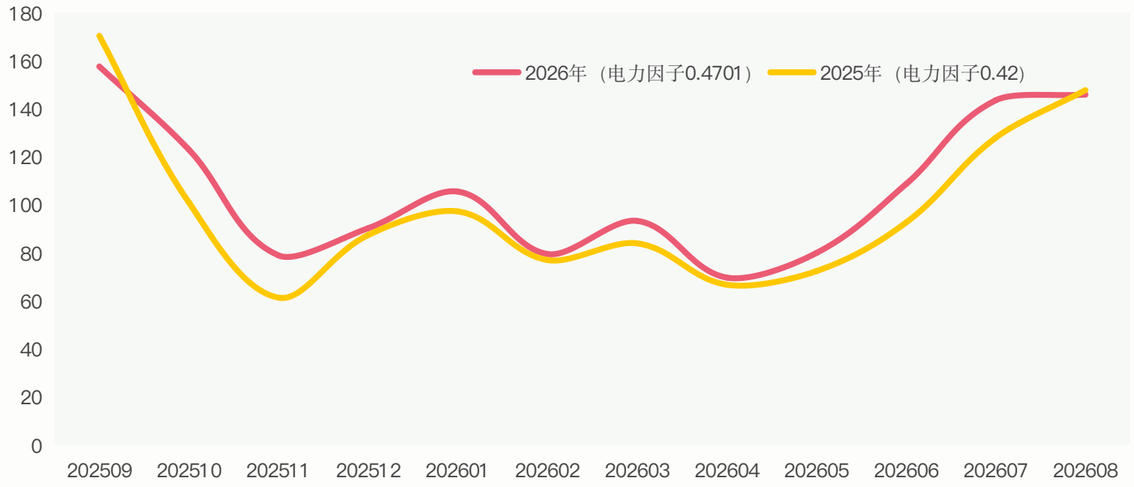

需说明的是，学院碳盘查处于开展初期，基于数据基础及盘查条件，目前范围三重点披露类别1外购商品和服务（纸张）、类别6商务旅行、类别7员工通勤；后续学院将逐步扩大范围三其余类别（如资本商品、上游运输与配送、运营废弃物等）的碳排放核算与信息披露范围。

2.5 温室气体量化

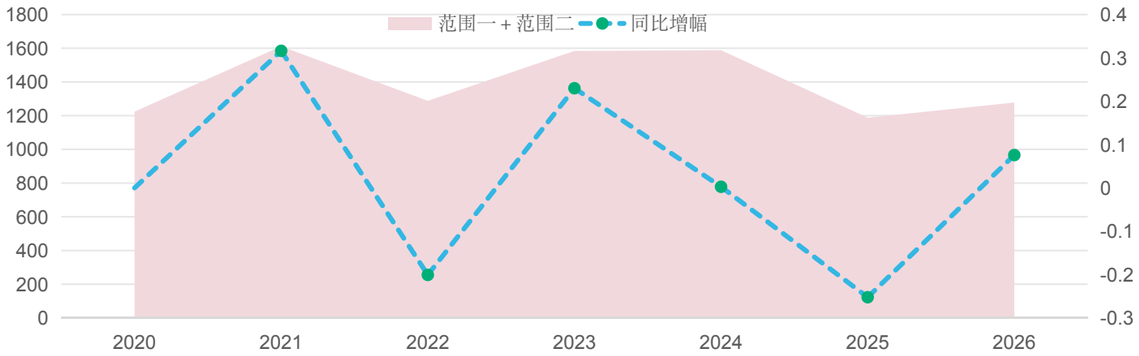

根据温室气体排放盘查量化，国顺院区 2026 年度范围一排放量 227.56 tCO_2 e、范围二排放量 1050.28 tCO_2 e，范围一、范围二合计 1277.84 tCO_2 e；2025 年度范围一、范围二合计 1187.80 tCO_2 e，同比增长 7.58%。相较于 2025 年度，范围一排放量降低 4.47%，范围二排放量同比增长 10.60%（主要受电力排放因子由 0.42 更新为 0.4701 影响）。范围三（通勤、差旅、纸张）为学院整体口径，2026 年度 131.60 tCO_2 e，较 2025 年度 178.25 tCO_2 e 下降 26.17%。

政立院区

政立院区为新建院区，2025 年度（含 A、B、C 楼）碳排放总量 2768.04 tCO_2 e，其中范围一（天然气）316.52 tCO_2 e、范围二（购入电力）2451.52 tCO_2 e。

自 2026 年度起，组织边界调整为仅核算 A 楼、B 楼：本报告期范围一（天然气）371.73 tCO_2 e、范围二（购入电力）1777.19 tCO_2 e，合计 2148.92 tCO_2 e；A、B 楼公共区域本报告期用电量 3,780,460.88 kWh（已剔除租赁商户用电）。

表 政立院区减排量分析对比

碳排放量/（tCO_2e）	2025年度	2026年度	变化率（%）
范围一（天然气）	316.52	371.73	+17.44
范围二（购入电力）	2451.52	1777.19	-27.51
范围一 + 范围二	2768.04	2148.92	-22.37

注：2025 年度口径含 A、B、C 楼，2026 年度起组织边界调整为仅核算 A 楼、B 楼，同比数据口径不完全可比。

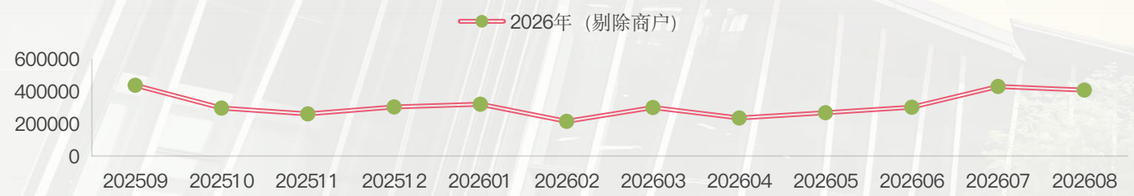

图 政立院区范围二外购电力使用量月度分析（kWh）

2.6 数据质量管理

本次碳排放盘查数据质量管理以符合ISO 14064-1：2018 标准的相关性、完整性、一致性、准确性、透明性、保守性等原则为目标，内容说明如下：

质量管理人员：盘查小组成员负有协调相关部门及外部相关机构、单位或项目间良好互动的责任。

质量管理作业：拟定作业流程，为确保精确度的要求，数据管理重点集中于一般与特定排放的质量校验作业。

一般性质量校验：针对数据收集与处理、数据建模及排放量化过程中，易疏忽而导致误差产生的一般性错误，进行严谨适中的质量校验。

数据质量管理以符合 ISO 14064-1:2018 相关要求为目标，具体安排如下：

管理要求	具体内容	责任与频率
质量管理原则	以相关性、完整性、一致性、准确性、透明性、保守性为原则，覆盖数据收集、处理、建模与量化全过程。	盘查工作组 年度
组织与职责	院务会审定盘查结果；盘查工作组负责数据采集、核算与报告，并协调各部门及外部机构；后勤保障部门、学院办公室按职责提供能源、采购与出行数据。	盘查工作组 年度
一般性质量校验	对数据收集与处理、数据建模及排放量化过程中易疏忽导致误差的一般性错误进行校验，如单位与量纲核对、账单与台账交叉核对、异常值复核。	盘查工作组 报告期
特定排放质量校验	对范围一、范围二及重点范围三类别（类别 1 纸张、类别 6 商务旅行、类别 7 员工通勤）的活动数据、排放因子与计算过程开展专项校验。	盘查工作组 + 外部机构 年度
数据来源与凭证	能源账单、采购与用纸台账、员工通勤问卷、差旅出行记录等原始凭证留档；排放因子来源逐项标注，确保可追溯。	各责任部门 持续
质量评审与改进	对校验发现的问题制定纠正措施并跟踪闭环；评审结论用于改进下一年度数据收集与管理，并将重大变化纳入年度重述政策。	院务会 年度

· 上述校验与评审结论构成盘查声明的基础；本报告期数据质量管理结论见"温室气体排放盘查声明"。
· 年度重述政策：当组织边界、排放因子或数据来源发生重大变化时，学院将在后续报告中说明变化内容并重述相关年度数据，以保证跨年度数据的可比性。



3 碳减排行动

3.1 学院行动

3.2 绿动未来

3.3 碳减排策略

3.4 学院计划

3.5 碳排放削减目标

节能减排近五年实施措施

2019-2021年:

- 2019年，完成对远大非电空调机组水泵控制柜的变频软启动主机联动控制技术节能改装。
- 2019年，成功升级改装了史带楼的中央空调末端设备盘管控制器。
- 2019年至今，学院和远大空调签订水处理系统全年水质管理服务协议，大幅提高了循环水系统的水质环境。
- 2020年，学院对中央空调机组进行低氮改造，将远大直燃机改换成低氮燃烧器，有效降低了氮氧化物排放，使其符合最新排放标准。
- 2021年，学院午餐引入了智慧餐厅自助称重模式，餐饮厨余垃圾实现近零排放。

2022年:

- 学院对史带楼的空调冷却水塔进行了技术升级，改造完成后，4台冷却风机将能够实现同时由主机进行变频联动控制。
- 学院对思源楼的公共区域和会议室进行了照明改造，将原有的照明设备更换为LED照明系统，成功降低了照明功率密度（22.2%）。
- 完成史带楼外墙立面的改造修缮工作，其中包括外墙立面支架及铝合金护墙板的更换，以提高隔热性能。
- 完成IT机房升级改装，将数据迁移至云服务器，减少 了10 台本地服务器的使用。

2023-2024年:

- 通过对史带楼中央空调冷却塔进行填料更换以优化换热效率，成功在空调运行季节减少了由天然气消耗产生的碳排放量（12 tCO_2e）。
- 完成计量智能化方面的提升。通过在学院三幢楼宇楼顶及史带楼地下室水泵机房内安装更先进的智能远传计量水表，实现分区精确计量。
- 学院将思源教授楼最后30台定频分体式空调更换为变频空调。完成后，分体空调全部使用一级能效的变频分体空调，相比较普通空调的开启和停机频繁，变频空调能效比和节能性都有显著提高。

2025-2026年:

- **建立《范围三碳预算申报》机制，定期形成月度、季度汇总报告，以数据夯实减碳每一步。**
- **2025年9月22日“世界无车日”举办首个“绿色行动日”（Eco Day），在政立院区A楼、国顺院区李达三楼设置打卡点，倡导绿色出行、光盘行动、双面打印、自带水杯等低碳实践。**
- **开启行政人员“绿色出行登记”与“绿色行为打卡”通道，营造全院绿色生态。**
- **2025年12月，第十届价值共创（ESG）年度趋势论坛在政立院区举行，发布《中国企业的可持续产品创新——全生命周期管理视角》研究报告。**
- **2026年4月，举办科创先锋论坛“地缘博弈下的全球碳关税与‘十五五’碳排双控”，并组织师生参与上海气候周2026开幕式及亚洲绿碳论坛。**
- **承办2026上海论坛可持续发展分论坛“企业社会价值创造：科技赋能与生态共赢的协同之路”，持续深化可持续议题的国际交流。**

2025-2026年行动成果

设备设施改造

宣传公益　　智慧校园
行为管理　　教学学术
供应链管理



提升门窗隔热性能

完成图书馆玻璃房隔热釉膜贴膜改造工作，有效提升了门窗隔热性能。

加装新能源智能充电桩

在院区内成功加装了4个新能源车智能充电桩，同时预留电源便于后期扩容。

加装定时器

对卫生间小厨宝加装定时器，实行定时开启模式，实现在非用水时段节约能耗。

地下车库照明改造

改装了地下车库的照明回路，在夜间采用部分开启模式，较原先全开模式节能50%。

优化照明系统

将院区内绿化景观路灯照明、泛光照明、李达三楼2楼大厅及中空处灯箱全部替换为节能光源，更换LED照明，降低照明功率密度。优化绿化泛光照明的开启时间，调低灯具功率。

设置感应照明开关

将楼梯通道的照明开关改装为感应开关，后续考虑在公共区域全覆盖。预估较普通开关节能约60-70%。

改造溴化锂机组冷冻水系统

完成系统的改造工程。通过增强溴化锂机组的换热效率，安装管路软化水设备，提升了空调冷冻水水质，预防了水侧结垢，提高制冷季冷端系统工作效率10%以上。

环境、社会与治理（ESG）学术研究、课程建设与人才培养

共建可持续世界，拥抱责任与创新

结合学院科研成果管理系统，对近年来教师在ESG相关研究主题上的成果进行了系统梳理。目前，学院八个学科系的十余位教师已在教学和科研上形成了强大的协同力量，初步聚焦并形成了学院ESG相关的代表性研究方向，包括但不限于：环境、社会责任、公司治理、可持续发展、绿色低碳、商业伦理、气候变化等领域。

与此同时，学院以学术研究成果为基础，陆续开发了博世中国、晨光集团、联想集团、云南白药、欧莱雅集团等企业在碳减排和ESG方面的相关案例，致力于成为中国在可持续发展前沿知识创造和传播方面的领航者。

为推动可持续发展理念，学院创新性地在商学院中设立了ESG（环境、社会和治理）必修课，并着力将理论观点付诸实践。多年来，学院通过课程教学、行动学习、企业参访和学生活动等多种形式，致力于培养具有ESG意识和素养的商业领导者和管理者。

表 ESG相关学术课程及项目

项目名称	内容
金融硕士项目和国际商务硕士项目	开设 ESG 主题选修课《可持续金融》
复旦 MPAcc 项目	开设《商业伦理与会计职业道德》和《企业法律风险防范与实务》课程
复旦 MBA 项目	2022 年，率先将ESG设置为必修课，并在行动学习和学生俱乐部等第二课堂中融入了相关主题的丰富活动。在英国《金融时报》(FT) 全球MBA 项目 2023 年度和2024年度百强榜单上，复旦 MBA 在“ESG 与零排放教学”子项上位列亚洲第一
复旦-BI（挪威）MBA 项目	ESG及可持续发展商业理念，不断革新课程结构设计与内容安排，2023年ESG课时数占必修课总可是的比重达30%，开设4门ESG专题选修课，形成较为完整的ESG专业课体系。校友ESG俱乐部超过200人，并连续三年举办ESG年度论坛，产出成果ESG两本期刊
复旦-港大 IMBA 项目	项目每年开设的 12 门必修课和 30 余门选修课的大部分课程中均设有 ESG 相关的内容，并逐年递增相关授课内容和时间；ESG国际海外课程丹麦IFP
复旦 EMBA 项目	北欧游学国际课程《丹麦创新生态》、《丹麦国家与企业的可持续战略》、《可持续发展的趋势展望》、《芬兰创新生态系统》、《芬兰创新的启示》；加拿大国际课程，在温哥华 UBC Sauder School of Business 进行了主题为 ESG 的短期课程学习
“复旦科创企业家营”项目	班级设立ESG班委，向同学科创企业宣导ESG概念； 定制ESG标语，“一起做E人”，倡导实时践行
复旦-华盛顿大学EMBA项目	课程设计方面，项目开设的18门课程中，围绕ESG领域分别涵盖企业科学治理、国际创新项目（美国移动课堂）等相关前沿案例内容。学生活动方面，从2018至今，项目校友每年以班级为单位，积极组织“关爱自闭症儿童”“探访渐冻人”等一系列ESG慈善公益活动。在2024年7月C21班开展以园艺疗愈为主题，守护自闭症儿童的公益活动，积极发挥社会公益影响力
职业发展中心（CDO）	ESG向新生职业探索（CIC Career Discovery）活动与职业课堂，确保ESG成为学生职业成长的内在动力

范围三碳预算申报 | 2026年

1、总量与申报项

- 6-8月有效活动向范围三申报项总碳排（院内活动）：**722.48kg**　　月均总碳排：**240.83kg**
- 活动向范围三申报项月均总碳排比较（2025年6-12月月均值307.40kg）：**-66.57kg ▼ (-21.66%)**
- 各申报项月均碳排放总量及占比（与2025年6-12月月均比较）：

› 喷绘布/旗帜布：	177.54kg ▲	21.35% ▲
› 易拉宝/指示牌：	23.04kg ▼	1.92% ▼
› 瓶装水：	40.24kg ▼	19.42% ▼

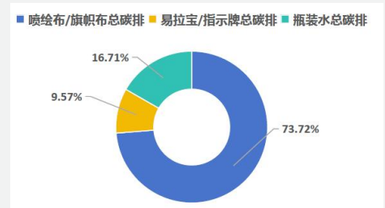

部分范围三数据图表（6-8月碳排放总量和人均综合走势图）

为系统化管理间接碳排放，复旦大学管理学院于2025年5月正式上线运行范围三碳预算申报体系。据学院范围三碳预算申报数据统计，2026年6到8月，学院共有45场活动纳入碳预算管理，涉及15个部门。瓶装水的减量尤其明显，自带杯、直饮水，正逐渐替代小瓶水。

活动减碳小账本

- 2026年6–8月·纳入碳预算活动：45场
- 月均活动碳排：240.83kgCO_2e·较去年月均下降：21.66%
- 瓶装水月均碳排：下降41.81%
- 瓶装水人均碳排：下降37.72%



学院绿色行动日 Eco Day















“碳”路　　绿动WE来

绿色出行：少开一次车，多一次公交、骑行或步行的绿色体验
低楼层走楼梯：三层之内，一次不按电梯键的果断转身
光盘行动：珍惜每一餐，拒绝舌尖上的浪费



学院每季度持续开展绿色行动日Eco Day活动，员工可登录企业微信“绿动 WE 来”应用，参与当日绿色地图点亮活动；通过“一起碳路”三步流程启动 2026年碳排放数据收集，为学院碳足迹测算以及减碳策略制定提供数据支持。具体参与方式为：首先打开企业微信 “一起碳路”，记录个人通勤数据；随后打开企业微信“绿动 WE 来”，留存“绿动印记”。

5R新绿程-减碳进行时

学院积极践行以“5R绿色公约”为核心的可持续发展理念，通过开展“空瓶返航”智能回收、倡导自带杯、旧衣捐赠、双面打印等系列绿色行动，并结合植被养护与无纸化办公等管理措施，全面推动校园资源循环与低碳行为转型，逐步构建绿色、智慧的校园运营生态。

5R新绿程-低碳茶歇







EMBA/MBA项目在春季学期开启了“茶歇ESG低碳减塑专项行动”。从引入养生花茶替代瓶装水，逐步迈向“无瓶周”，最终实现全面减塑。复旦MBA项目同学们用40+次打卡记录，证明低碳并不意味着体验降级，反而可以成为一种更健康、更轻盈的生活方式。



复旦管院x乡村笔记
一本书，一道桥

2026年3月20日，学院发起了“一本书，一道桥”行动。大家从书架上精心挑选的绘本、科普读物，带着管院人的温度，跨越千山万水，抵达了新疆和田皮山县杜瓦镇中心小学。230册书籍，已全部分发到孩子们手中。那些我们曾经读过的故事，如今正映照在孩子们的眼眸里，成为了他们看向世界的一扇新窗。

复旦管院
中国妇女发展基金会

2026年4月17日，学院联合中国妇女发展基金会举办“天山脚下非遗妈妈走进复旦管院——从指尖技艺到指尖经济赋能课堂”。这是双方继2024年粉红丝带校园行、2025年粉红健康跑之后的第三次合作，也标志着携手公益的主题从关爱女性健康走向赋能女性事业。

40余位非遗女性带头人将走进政立院区，她们来自新疆两大地区的11个项目点（含国家级非遗保护基地），涵盖锡伯族、哈萨克族、乌孜别克族、汉族等多个民族。



2026上海论坛可持续发展分论坛
企业社会价值创造

2026年4月24日，学院承办2026上海论坛可持续发展分论坛——企业社会价值创造：科技赋能与生态共赢的协同之路。论坛汇聚企业高管、行业专家与国际嘉宾，围绕科技创新、生态协同、ESG实践与社会价值创造展开深入交流。

国之重器的ESG新程、海洋垃圾循环解决方案、企业可持续发展实践，智能城市与再生城市的未来想象。企业如何通过科技创新与生态协作，创造真正可持续、可共享的社会价值。



ESG职业破局
入行路径、跨界转型与成长规划职业课堂

2026年6月26日，学院职业发展中心**“绿色行动日”**主题活动选择人才视角——聚焦于行业变革中最活跃的创造者与践行者。ESG催生了哪些有前景的新兴岗位？传统职能如何与之嫁接转型？从执行者到战略制定者，CSO的成长阶梯如何搭建？企业愿意为什么样的可持续发展人才支付溢价？职业的天花板与第二曲线又在哪里？

活动邀请到管院学者、洞察一线需求的资深猎头、掌舵企业战略的ESG负责人，以及深耕职涯规划的管院学生职业导师，用真实的案例、具体的数据和坦诚的分享，共同绘制一份清晰、务实、可操作的职业发展导航图。



复旦管院x清华x-lab
一场关于“绿色创新”的追问

2026年9月2日，Green Builder Meetup走进政立院区。复旦大学管理学院、清华大学经济管理学院、清华x-lab的青年builder与来自产业一线的嘉宾，从企业战略、品牌传播谈到新能源电池与AI for Science。复旦大学管理学院企业管理系副教授、学院ESG与可持续发展工作指导小组吴哲颖老师将讨论拉回到一个更根本的问题：绿色创新，如何转化为企业价值。



复旦管院x第一财经x中国非公立医疗机构协会眼科专业委员会

2026年9月20日，由复旦大学管理学院与第一财经、中国非公立医疗机构协会眼科专业委员会联合发起的“2026可持续活动周·优质高效管理研讨会”在政立院区举行。中国工程院院士、眼科领域主委、7家头部民营眼科集团的董事长、50家标杆眼科医院的院长及业务院长，共同聚焦非公眼科机构如何穿越周期，实现优质高效的可持续发展。慢病管理，正在成为非公眼科穿越周期的新增长点。它不依赖流量扩张，而依赖规范诊疗、长期患者管理，以及数据与AI的赋能。

3.3 碳减排策略

减碳策略	减排措施		碳范围	使用位置
提高用能效率	设备调试	通过调试确保设备处于最佳运行状态，升级设备组件，降低运行能耗	范围一/范围二	空调机房
	灯具优化	持续以高效LED光源替换传统照明，降低照明功率密度	范围二	全区
	智能照明	安装智能照明控制系统，开放式办公、会议室等增设感应开关	范围二	办公室、会议室
	机组优化	李达三楼逐步将多联机空调替换为更高能效设备	范围二	屋顶
		逐步以电驱动热泵替代史带楼溴化锂直燃机组，降低范围一天然气消耗	范围一	空调机房
	能源管理	建设智能楼宇管理系统，监控并调节能源使用，实施需求侧响应	范围二	全区
降低建筑负荷	外窗优化	更换老化密封条，提高气密性，减少空调负荷	范围二	外窗幕墙
	排风热回收	增加排风热回收装置，回收排风冷热量以预热/预冷新风，降低室内冷热负荷	范围一/范围二	空调机房、室内
	外遮阳	外窗增加隔热反射膜，降低太阳辐射得热	范围二	外窗
	绿岛设计	设计绿化屋顶，外墙涂刷隔热反射涂料，降低热岛效应	范围二	屋顶、外墙
降低范围三排放	绿色采购与无纸化	推进无纸化办公与教学，优先采购再生纸等低碳纸品，控制类别1外购商品和服务	范围三（类别1）	全院
	绿色差旅与通勤	优先采用高铁与线上会议、优化通勤结构，降低类别6商务旅行与类别7员工通勤排放	范围三（类别6、7）	全院
资源循环	废弃物管理	实施垃圾分类与回收再利用，规范运营废弃物处置	范围三	垃圾房
使用可再生能源	屋顶光伏与绿电	屋顶加装分布式光伏（约500㎡，年发电量约10.5万kWh），并加强绿电交易与绿证采购	范围二	屋顶
管理与行为减碳	低碳小程序	制作低碳行为引导小程序，引导师生参与低碳行动	范围一/范围二/范围三	全区
	节能制度	建立节能减排管理制度与流程，设定减排目标并定期评估进度	范围一/范围二/范围三	全院
	碳抵消	对自主减排后无法削减的剩余排放，购买符合质量要求的碳信用予以抵消	范围一/范围二/范围三	全院
	培训与激励	开展低碳意识与技能培训，增设减排激励，鼓励师生提出减排建议	范围二/范围三	全院
	拓展范围三核算	逐步纳入资本商品、上游运输与配送、运营废弃物等类别，扩大披露范围	范围三	全院
	公共交通	鼓励公共交通与自行车出行，增建电动汽车充电设施	范围三	停车库
	灵活工作	实施灵活工作制度，减少通勤次数，以线上会议替代部分差旅	范围三	全院

3.4 学院计划

· 低碳行为标准和数字化工具

在应对全球气候变化的挑战中，复旦大学管理学院不仅在学术领域贡献力量，更力求通过实际行动践行低碳理念。为了提高师生的环保意识和参与度，学院将引入一款创新的低碳行为引导小程序，旨在通过科技的力量推动校园和社区的可持续发展，鼓励个人参与低碳行动，并以互动的方式提高公众对低碳生活的认识。

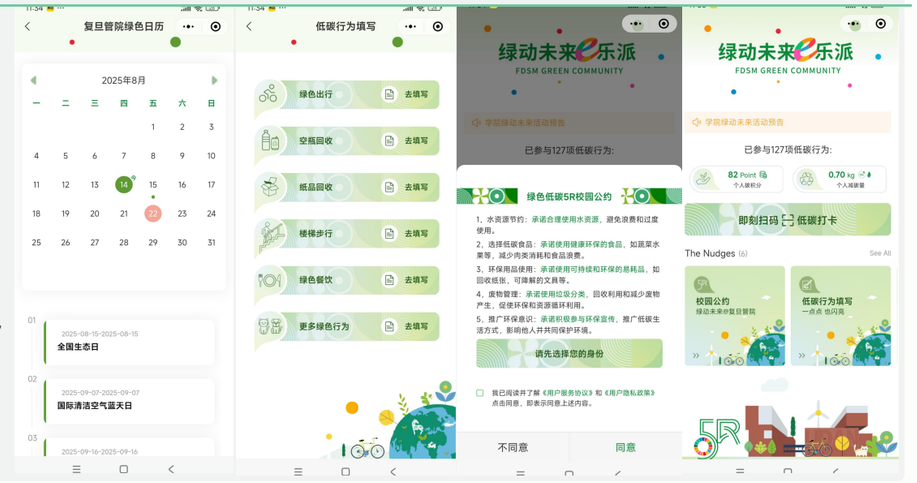

- **碳足迹跟踪：** 系统帮助用户测量他们在学校学习和生活期间的碳足迹。
- **数据可视化：** 系统可以将用户的数据以图表和其他可视化形式呈现，帮助用户更直观地了解他们的碳足迹和低碳行为具体效果。
- **建议和奖励：** 根据用户的个人情况和碳足迹数据，提供个性化的低碳行为建议，还会提醒用户应该采取哪些行动来实现目标，并在达成目标时给出奖励。
- **社交互动：** 用户可以与其他用户分享他们的低碳行为建议、经验和成果，以及互相鼓励和支持。
- **教育培训：** 系统也可以提供低碳生活方式的培训课程，帮助用户了解碳足迹、气候变化以及如何采取低碳行动等方面的知识。



3.4 学院计划

·碳抵消策略

学院坚持"减排优先、抵消为辅"的原则，优先通过节能降碳技术措施与范围三减排管理实现自主减排；对经充分减排后仍无法削减的剩余排放，学院将通过购买碳信用实施碳抵消，支持林业碳汇、可再生能源等减排项目，以在平衡剩余排放的同时推动整体碳减排目标的实现。

学院将通过具备资质的碳交易机构购买碳信用，确保碳信用额度的质量与真实性，优先选择满足额外性、永久性、可测量与可核查要求的减排项目。

抵消标的以林业碳汇、可再生能源项目为主，并逐步探索海洋碳汇等新兴领域。

同时，学院将结合自身研究优势，参与碳抵消相关方法学研究与市场化机制探索，提升碳抵消工作的规范性与有效性。



·减碳效能预测（2025年-2027年）

减碳措施	减碳路径	减碳效果
完善碳管理制度与盘查体系	建立年度温室气体盘查与数据质量管理制度，明确范围一、范围二、范围三核算边界与排放因子	持续评估
调试机电设备	对机电设备进行调试，确保设备始终维持在最佳运行状态，升级设备组件，降低运行能耗	与基准年相比，机电设备碳排放量预计降低5%
降低照明功率及密度	针对照明功率密度较高的区域全面推行节能解决方案，逐步落实各个空间的改造计划，全面使用高效灯具	与基准年相比，照明碳排放量预计降低10%
提升建筑围护隔热性能	增加玻璃隔热膜、安装使用传热系数更低的新型玻璃，减少制冷及采暖能源消耗	与基准年相比，碳排放量预计减少2%
用能与室外照明绿色化	以光伏等可再生能源作为室外照明电力供应，并逐步以电驱动热泵替代天然气直燃机组	与基准年相比，碳排放量预计减少0.5%
行为减碳与低碳文化建设	制作低碳行为引导小程序，推行低碳日历、低碳公约与行为打卡激励	定期评估
推进无纸化办公与教学	推行无纸化、采用电子教案，优先采购再生纸等低碳纸品，控制类别1纸张消耗	持续评估
优化差旅结构	优先采用高铁与线上会议，控制航空出行，降低类别6商务旅行排放	持续评估
引导绿色通勤	完善充电桩、班车与慢行设施，倡导地铁、公交、新能源车及骑行通勤，降低类别7员工通勤排放	持续评估
建立绿色供应商管理制度	将碳排放要求纳入供应商准入与评估，优先低碳本地材料，降低供应链碳排放	持续评估
拓展范围三核算与披露范围	逐步纳入资本商品、上游运输与配送、运营废弃物等类别，识别并管理降碳潜力	持续评估
完善碳抵消机制	对自主减排后无法削减的剩余排放，购买符合额外性、永久性要求的碳信用予以抵消	定期评估

*注：减碳比例以工程实施全部完成为测算基础

3.5 碳排放削减目标

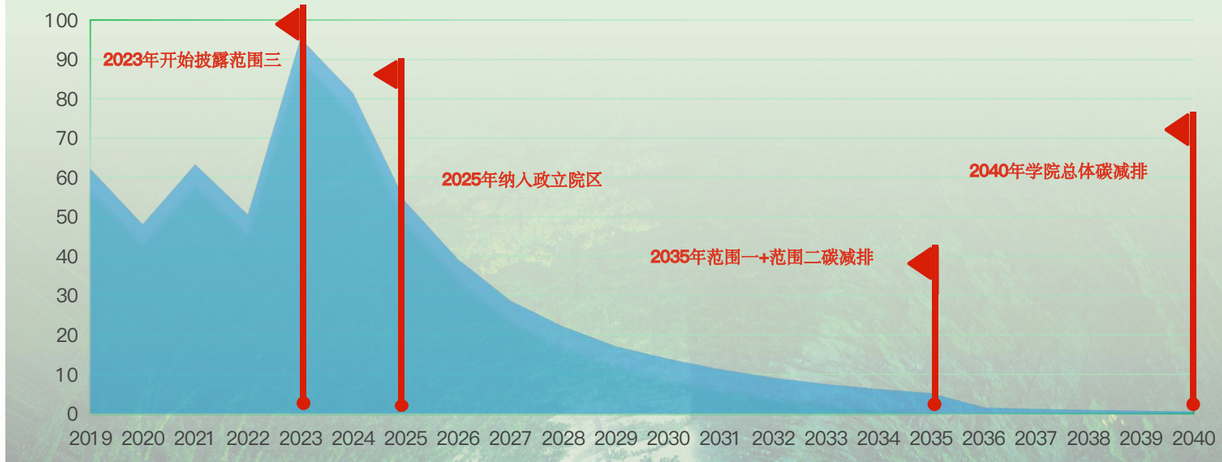

图 范围一+范围二+范围三碳减排路径示意图

至2035年	实现范围一、范围二碳排放削减目标
至2040年	实现学院整体范围一、范围二、范围三碳中和目标

复旦大学管理学院积极响应国家碳减排战略，采取了一系列切实可行的节能降碳措施。在全面规划的基础上，学院明确了近三年的行动计划，从宏观角度出发，细致入微地实施减碳策略，确保减排要求落实到学院运营的各个环节。

未来三年，学院将在维持现有减碳措施的同时，根据实际情况，在学院内实施一系列针对性的减碳工程，包括能源效率提升、能源结构优化、建筑围护改造，以及范围三（外购商品和服务、商务旅行、员工通勤）排放的核算与减排管理等。

同时，学院还将在其他校区推广减碳行动，确保减碳工作全面覆盖。通过这些措施，复旦大学管理学院将稳步推进碳减排目标的实现，为建设绿色校园贡献力量。

根据实际情况，学院制定了远期目标，力争于2040年实现碳中和。



4 技术愿景

4.1 智慧建筑

4.2 AI智能化碳平台

4.1 智慧建筑

在学院的技术愿景中，实现碳减排是学院发展的关键目标之一。学院将致力于利用物联网、云计算、大数据、人工智能等先进技术，推动建筑环境向绿色生态转型，降低运营成本，并提升用户体验。



- **智能化系统集成：**通过集成智能照明、空调、能源管理等系统，实现建筑的自动化控制，优化能源使用。
- **能源效率优化：**利用能源管理系统和低碳管理系统，监控和减少能源消耗，提高能源利用效率。
- **可持续性监控：**通过空气质量、水质监测系统，确保环境质量，同时减少资源浪费。
- **绿色运营：**结合物业管理和教学管理系统，推动无纸化、资源循环利用等绿色运营实践。
- **安全与健康：**利用视频监控和门禁系统保障安全，同时通过智能系统提供健康的室内环境。
- **教育与研究：**通过智慧餐饮和教学管理系统，培养学生的环保意识和碳减排相关的研究能力。
- **示范引领：**建立示范项目，展示绿色建筑技术和管理方法，推动行业向碳减排转型。



图 智慧建筑技术要点 | IBMS 智能建筑集成各子系统

4.2 AI智能化碳平台





AI 智能化碳平台系统是一款面向楼宇建筑建设进行“双碳”全面监督管理的工具系统， 旨在帮助楼宇建筑实现碳减排目标。该系统通过以下几个关键功能来实现这一目标：

- **数据采集与监测：**系统通过接入现场智能仪表，实时收集楼宇建筑在运行阶段的资源使用情况，包括能源消耗、水资源利用等，实现全方位的数据监测。
- **碳排放计算与监管：**利用盘查模型和研究对象，系统能够确定多场景、多要素的计算逻辑，明确楼宇建筑碳排放的管理范围和管理要点，实现碳排放数据的精确计算和监管。
- **实时监测与可视化管理：**系统支持实时监测楼宇建筑运行阶段的碳排放数据，并通过可视化管理，使得管理者能够直观地了解碳排放情况，及时做出调整。
- **数据分析与统计：**项目碳排放数据不仅能够被全面汇总与统计分析，还能通过专业化的视角呈现分析结果，帮助管理者更好地理解碳排放的构成和趋势。
- **云平台支持：**项目数据可以通过双碳云（企业版）进行采集和计算，提交后自动计算并展示结果，提高数据处理的效率。
- **数据接口与系统集成：**系统支持与其他系统或平台的双向嵌入，提供特定数据的接口输出，适配各类应用场景，实现数据的共享和流通。

附录

附录（一）报告说明

关于本报告：本报告是复旦大学管理学院发布的第四份与双碳相关的报告，学院委托上海碳益智能科技有限公司对本院碳排放情况进行盘查

时间范围：报告内容涵盖的时间范围是2019年1月至2026年8月，部分内容适当超出上述范围；本年度碳盘查数据时间范围为2025年9月-2026年8月

发布周期：本报告为年度报告

数据声明：本报告所引用的2019-2026年数据均来自复旦大学统计数据及复旦大学管理学院调研数据

图片说明：本报告中的所有图片均来自于复旦大学官网/复旦大学管理学院/上海碳益智能科技有限公司提供

项目	说明
报告定位	学院第四份与双碳相关的报告，面向师生、校友及社会公众披露
核算边界	运营控制权法；国顺院区李达三楼、史带楼、思源楼，政立院区 A 楼、B 楼
排放类别	范围一直接排放、范围二间接排放、范围三其他间接排放
数据说明	本报告期披露范围三类别 1 外购商品和服务（纸张）、类别 6 商务旅行、类别 7 员工通勤
发布与获取	本报告为年度报告，电子版可通过复旦大学管理学院官方网站查阅
核查方式	由学院委托外部专业机构开展年度温室气体盘查与数据质量校验，盘查结果见盘查声明
解释与咨询	本报告由复旦大学管理学院负责解释；如有疑问可通过学院官方渠道咨询

附录（二）报告依据标准清单与数据质量说明

一、编制依据：

·ISO 14064-1:2018《温室气体 第 1 部分：组织层次上对温室气体排放和清除的量化与报告的规范及指南》

·温室气体核算体系（GHG Protocol）《企业核算与报告标准（修订版）》

·GHG Protocol《企业价值链（范围三）核算与报告标准》

·GB/T 32151 系列《温室气体排放核算与报告要求》

·《企业温室气体排放核算方法与报告指南（试行）》

·上海市生态环境局《2020—2024 年度上海市公共电网电力、热力二氧化碳排放因子》

·《中国产品全生命周期温室气体排放系数集（2022）》

二、数据来源：学院提供的能源账单（电力、天然气）、现场调研记录、员工通勤问卷、差旅出行记录及采购与用纸数据。

三、数据质量原则：以相关性、完整性、一致性、准确性、透明性与保守性为质量管理目标，通过一般性质量校验与特定排放质量校验，对数据收集、处理、建模与量化过程进行核查。

四、年度重述政策：当组织边界、排放因子或数据来源发生重大变化时，学院将在后续报告中说明变化内容并重述相关年度数据，以保证跨年度数据的可比性。

CarbonEase
碳 益

温室气体排放盘查声明

盘查对象：复旦大学管理学院

组织边界：复旦大学管理学院国顺院区李达三楼、史带楼和思源楼，政立院区A楼、B楼

报告边界：范围一直接排放、范围二间接排放、范围三其他间接排放

盘查结果：

排放类别		排放量（tCO_2e）
范围一	天然气	599.29
范围二	购入电力	2827.47
范围三	通勤	34.02
	差旅	87.64
	纸张	9.94
2026年总排放量		3558.36

盘查声明：经上海碳益智能科技有限公司盘查，复旦大学管理学院提交的2026年《碳排放报告》符合ISO14064-1:2018等标准。此次盘查范围涵盖2025年9月1日至2026年8月31日期间温室气体排放数据，并确保测算和结果符合相关标准与规定。

2026年10月9日

上海碳益智能科技有限公司

地址：徐汇区桂平路391号B座1501室

復旦大學管理学院
SCHOOL OF MANAGEMENT
FUDAN UNIVERSITY



2026 Annual Report of Carbon Emission

Fudan University School of Management



Abstract

This report outlines the efforts and achievements of Fudan University School of Management in addressing climate change and working toward carbon reduction targets. It covers carbon emission data for the 2026 reporting period, specifically from September 2025 to August 2026.

In proactive response to climate change, Fudan University School of Management has formulated a series of emission reduction plans to advance sustainable development. By improving energy efficiency and promoting green practices, the School has contributed to the achievement of carbon peak and carbon reduction goals. In the 2026 reporting period, the total carbon emissions of Fudan University School of Management amounted to 3558.4 tCO_2e.

Looking ahead to 2027, the School will continue to optimize energy-saving measures, strengthen environmental and low-carbon education, and collaborate with all stakeholders to jointly address climate change, striving to achieve sustainable development both on campus and in society at large.

Contents

1 Goals and Pathways

1.1 About Fudan University

1.2 Goal Setting and Plan Implementation

2 Carbon Information Disclosure

2.1 Organizational Boundaries and Measurement Benchmarks

2.2 Reporting Period and Responsibilities

2.3 Explanation of Organizational Boundary and Base Year Changes

2.4 Emission Factor Selection

2.5 Greenhouse Gas Quantification

2.6 Data Quality Management

3 Carbon Neutrality Actions

3.1 School Initiatives

3.2 A Green Future

3.3 Carbon Reduction Strategy

3.4 School Plans

3.5 Carbon Emission Reduction Targets

4 Technological Vision

4.1 Smart Buildings

4.2 AI-Driven Carbon Platforms

5 Appendix



復旦大學管理学院
SCHOOL OF MANAGEMENT
FUDAN UNIVERSITY

1 Goals and Pathways

1.1 About Fudan University

1.2 Goal Setting and Plan Implementation

1.1 School Overview

Enlightening for Truth, Pioneering for Change. Since Fudan University launched its business discipline in 1917, the spirit of forging ahead and innovation has been deeply rooted in the genes of School of Management at Fudan University. The School of Business was established in 1929, marked the beginning of modern business education in China. In 1952, amid the national higher education restructuring, business administration education was suspended. Following the reform and opening-up policy in China, Fudan University took the lead in resuming management education, enrolling undergraduates in management-related disciplines in 1977, establishing the Department of Management Science in 1979, and re-establishing the School of Management in 1985. In 2025, the School celebrates the 40th anniversary of its re-establishment. Over a century of journey, rooted firmly in Chinese practices and continuously aligning with international frontiers, School of Management at Fudan University has consistently stood at the forefront of the development of management education in China.

After nearly 40 years of development and growth, the School now comprises 8 departments. It includes 5 first-level disciplinary doctoral programs, 12 second-level disciplinary doctoral programs (including self-established ones), 5 first-level disciplinary master programs, second-level disciplinary master program (including self-established ones), as well as 5 professional master's degree programs—Master of Business Administration (MBA)/Executive Master of Business Administration (EMBA), Master of Professional Accountants (MPAcc), Master of International Business, Master of Finance, and Master of Applied Statistics. Additionally, there are 7 undergraduate programs and 4 postdoctoral research station. In 2018, in the first China University Professional-degree Rankings released by the China Academic Degrees and Graduate Education Development Center, Fudan University was awarded an A+ in the discipline of Business Administration. 。



Since its re-establishment, the School has extensively implemented the internationalization strategy of "Going Global and Bringing in Resources", actively expanded international exchanges, and established various forms of exchange and cooperation relations with 116 renowned universities and research institutions from 32 countries and regions, including the United States, Italy, Norway, the United Kingdom, France, Singapore, Australia, South Korea, and Hong Kong. The internationalization strategy has covered all aspects such as student exchange, faculty exchange, scientific research, curriculum design, corporate connections, and international cooperative research.

1.1 School Overview

In the Financial Times (FT) Global EMBA Rankings 2026, all four Fudan School of Management programs continued to rank among the world's best, with multiple sub-indicators topping the global list and three programs sweeping the top three worldwide for salary growth. These results reflect the School's strong capabilities in global management education and its outstanding achievements in business talent development.

The Washington University-Fudan University EMBA Program ranked 8th globally and first worldwide in salary for the third consecutive year. The Fudan University EMBA Program ranked 17th globally, remaining the world's top Chinese-language EMBA program for the fifth consecutive year, with a salary growth rate of 113% ranking third globally. The University of Hong Kong-Fudan University IMBA Program ranked 24th globally, with a salary growth rate of 121% topping the global list and remaining the world's top part-time MBA program for the third consecutive year. The BI Norwegian Business School-Fudan University MBA Program ranked 31st globally, with its international faculty strength ranking first among part-time MBA programs worldwide for the eighth consecutive year, and a salary growth rate of 117% ranking second globally.

The School has fostered a group of outstanding academic leaders, formed more than ten high-quality academic research teams, and accumulated a long list of excellent academic monographs, academic papers and patents. It has not only achieved a world-class mid-tier ranking in the publication of papers in globally recognized top international academic journals such as UTD and FT, but also demonstrated remarkable research competitiveness in the evaluation of National Natural Science Foundation of China (NSFC) projects. In the 2026 UTD Top 100 Business School Research Rankings (2021–2025), the School was ranked 65th globally and has maintained continuous improvement over the past eleven years.



1.3 Goal Setting and Plan Implementation



Goal Setting

Short-term, Mid-term, Long-term

In 2026, Fudan University School of Management included the Guoshun Campus (comprising Li Dasan Building, Starr Building, and Siyuan Building) and the Zhengli Campus (comprising Building A and Building B) within the scope of its greenhouse gas emissions inventory, covering Scope 1, Scope 2, and Scope 3 emissions. The Zhengli Campus was first incorporated into the inventory scope in calendar year 2025. To maintain consistency in emission reduction targets and unified management of reduction progress across both campuses, the base year has been adjusted accordingly: calendar year 2025 serves as the base year for both campuses. Under the operational control approach, the inventory boundary and emission reduction target boundary do not cover Building C, and Scope 2 emissions are calculated using the location-based method. On this basis, the School has established phased carbon emission reduction targets, comprehensively coordinating energy consumption and emission sources across both campuses. Building on the emission reduction achievements of previous years, the School will continue to refine its greenhouse gas management system and steadily advance toward its carbon reduction goals.

Short-term	Mid-term	Long-term
-10%	-70%	-100%
Taking calendar year 2025 as the base year, the School's total carbon emissions in 2026 decreased.	Taking calendar year 2025 as the base year, Scope 1 and Scope 2 emissions will be reduced by 2035 compared with the base year.	By 2040, the School will achieve carbon neutrality across Scope 1, Scope 2, and Scope 3 emissions.

1.3 Goal Setting and Plan Implementation



Plan Implementation

Short-term, Mid-term, Long-term

01 Short-term Measures

- Equipment maintenance and commissioning.
- Enhancement of window airtightness.
- Energy conservation and emission reduction regulations.
- Employee training and incentives.
- Waste sorting and recycling.
- Encouragement of green transportation.

02 Mid-term Measures

- Photovoltaic power generation systems.
- Lighting upgrades.
- Green roofs and thermal insulation coatings.
- Replacement of water-saving fixtures.
- Rainwater harvesting systems.
- Flexible work arrangements.

03 Long-term Measures

- Upgrading and renewal of air conditioning equipment.
- Intelligent lighting control.
- Thermal insulation films for windows.
- Smart building management systems.
- Procurement of local materials.
- Use of recycled materials.

Lifecycle Measures: Annual plans for carbon reduction, green electricity, and other green products.

2 Carbon Information Disclosure

2.1 Organizational Boundaries and Measurement Benchmarks

2.2 Reporting Period and Responsibilities

2.3 Explanation of Organizational Boundary and Base Year Changes

2.4 Emission Factor Selection

2.5 Greenhouse Gas Quantification

2.6 Data Quality Management

2.1 Organizational Boundaries and Measurement Benchmarks

This project's carbon emission inventory covers two campuses of Fudan University School of Management. The Guoshun Campus, located at No. 670 Guoshun Road, Yangpu District, Shanghai, comprises the Li Dasan Building (housing offices and a library, equipped with multi-split air conditioning systems), the Starr Building (the main teaching facility utilizing lithium bromide central air conditioning with concentrated energy usage and significant retrofit potential), and the Siyuan Building (office space with outdated layout and split-type air conditioning units).

The Zhengli Campus, situated at No. 558 Zhengli Road, Yangpu District, Shanghai, is a newly developed campus including Buildings A, B, and C. With a total floor area of 100,000 square meters, it represents mainland China's first open-format education and commercial complex. Beyond advanced classrooms and discussion rooms, the campus features specialized facilities including a professional theater, lecture halls, a combined library and bookstore, museum, fitness and sports venues, meditation rooms, an innovation club, student activity center, and extensive dining services.

With this expanded scope, subsequent carbon reduction assessments will fully integrate energy consumption and emission reduction potential across both campuses.



Figure: Locations of Fudan University School of Management Guoshun Campus – Li Dasan Building, Starr Building, and Siyuan Building (left), and Zhengli Campus – Building A, Building B, and Building C (right)

The organizational boundary of this carbon inventory is established in accordance with ISO 14064-1:2018 and with reference to the Greenhouse Gas Protocol, using the operational control approach, and covers Scope 1, Scope 2, and Scope 3 emissions. The main types of energy consumed by the School are electricity and natural gas. Assessment data are sourced from actual energy bills provided by the School and on-site surveys. Electricity is primarily used for air-conditioning, lighting, and power outlets across the buildings.

Natural gas is consumed on both campuses: at Starr Building on the Guoshun Campus, it is used for the lithium bromide central air-conditioning system under summer operating conditions; at Building A and Building B on the Zhengli Campus, natural gas is used only in winter and is understood to be for heating or boiler purposes, though this remains to be further confirmed. Under the operational control approach, purchased electricity emissions are calculated using the location-based method. Building C of the Zhengli Campus is excluded from both the inventory boundary and the emission reduction target boundary.

2.2 Timeframe and Responsibility of the Report

This report covers the carbon footprint data for 2026, with a specific timeframe from September 2025 to August 2026, providing a real-time quantitative reference for the School's future sustainable development. The School has clearly defined responsibilities in carbon footprint accounting, with a dedicated accounting team in charge of data collection, calculation and reporting.

This report remains valid until it is revised or revoked. It specifies the timeframe of the report, whether it is an annual or multi-year periodic report, and identifies the party responsible for its publication.





2.3 Explanation of Organizational Boundary and Base Year Changes

In the previous year, the School expanded its organizational boundary to include the Zhengli Campus (comprising Building A, Building B, and Building C). In this reporting period, the base year has been adjusted accordingly: calendar year 2025 serves as the base year for both the Guoshun Campus and the Zhengli Campus. Under the operational control approach, the inventory boundary and emission reduction target boundary do not cover Building C; accordingly, only Building A and Building B of the Zhengli Campus are included in the calculation. Purchased electricity emissions under Scope 2 are calculated using the location-based method. The electricity emission factor is not fully comparable year on year due to changes in the annual calculation basis.

2.4 Emission Factor Selection

Scope	Categories	Emission Factors
Scope 1	Natural gas *Guidelines for Accounting and Reporting of Greenhouse Gas Emissions of Enterprises (Trial) (GB/T 32151)*	21.65 tCO2/104m³
Scope 2	Purchased electricity *Carbon Dioxide Emission Factors for the Public Power Grid and Heating in Shanghai (2020–2024) issued by the Shanghai Municipal Bureau of Ecology and Environment.*	0.4701 kgCO_2 e/kWh
Scope 3	Commute	Reference: Life Cycle Emission Factors of Chinese Products 2022.
	Business travel	
	Paper	

2.5 Greenhouse Gas Quantification

Carbon Emission Summary: Guoshun Campus and Zhengli Campus

Table: Comparison of Total Carbon Emissions at Guoshun Campus in 2025 and 2026

Scope	Categories	2025 carbon emissions sub item (tCO_2e)	2026 carbon emissions sub item (tCO_2e)	Total carbon emissions in 2025 (tCO_2e)	Total carbon emissions in 2026 (tCO_2e)	Growth rate (%)
Scope 1	Natural gas	554.73	599.29	4134.10	3558.36	-13.93
Scope 2	Purchased energy	3401.12	2827.47			
Scope 3	Commute	59.88	34.02			
	Business travel	109.10	87.64			
	Paper	9.27	9.94			

Note: Scope 1 and Scope 2 emissions are aggregated across the Guoshun and Zhengli campuses, while Scope 3 emissions (commuting, business travel, and paper) are reported on a School-wide basis. For the Zhengli Campus, the 2025 scope included Building A, Building B, and Building C, whereas from 2026 onward only Building A and Building B are accounted for; as a result, year-on-year data for Scope 1 and Scope 2 are not fully comparable.

As shown in the table above, total carbon emissions across the Guoshun and Zhengli campuses in 2026 amounted to 3,558.36 tCO_2 e, a decrease of 13.93% compared with 4,134.10 tCO_2 e in 2025. Of this total, Scope 1 emissions (natural gas) were 599.29 tCO_2 e, an increase of 8.03% compared with 554.73 tCO_2 e in 2025; Scope 2 emissions (purchased electricity) were 2,827.47 tCO_2 e, a decrease of 16.87% compared with 3,401.12 tCO_2 e in 2025 (owing to changes in the inventory boundary, year-on-year data for Scope 1 and Scope 2 are not fully comparable); and Scope 3 emissions were 131.60 tCO_2 e, a decrease of 26.17% compared with 178.25 tCO_2 e in 2025 (commuting 34.02 tCO_2 e, a decrease of 43.19%; business travel 87.64 tCO_2 e, a decrease of 19.67%; paper 9.94 tCO_2 e, an increase of 7.23%).

Purchased electricity under Scope 2 remained the largest source of carbon emissions across the two campuses, accounting for 79.46% of the total in 2026. Within Scope 3, business travel remained the largest emission source, representing 66.6% of Scope 3 emissions.

Figure: Carbon emission proportion distribution of the School in 2026

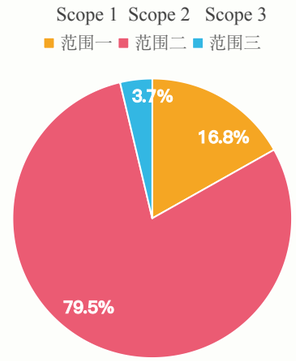

2.5 Greenhouse Gas Quantification



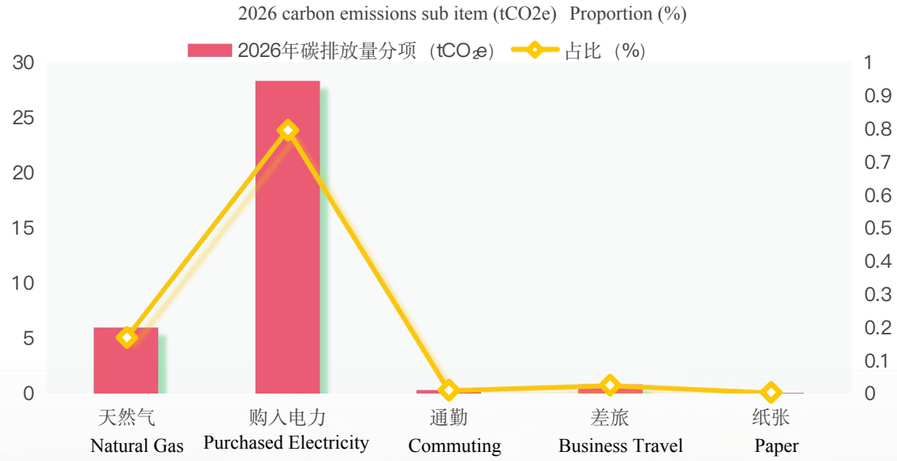

Figure: 2026 carbon emissions sub item (tCO2e) and Proportion (%)

In the Scope 3 emission structure for 2026, air travel was the largest emission source, accounting for 59.9% of Scope 3 emissions. Air travel, rail travel, and fuel-powered vehicles together accounted for approximately 75.6%, constituting the main body of Scope 3 emissions. Green commuting modes, represented by the metro and new energy vehicles, together emitted approximately 16.0 tCO_2 e, accounting for 12.2% of Scope 3 emissions.

To further advance carbon emission reduction in the transport sector, the School will strengthen business travel management and, while ensuring operational efficiency, encourage the substitution of high-speed rail for part of air travel; improve the operating environment for new energy vehicles and, through supporting facilities and management incentives, increase their share in the commuting structure; and continue to enhance the attractiveness of public transport, while exploring the emission reduction potential of micro-mobility modes such as electric bicycles, so as to form a multi-level low-carbon commuting system..

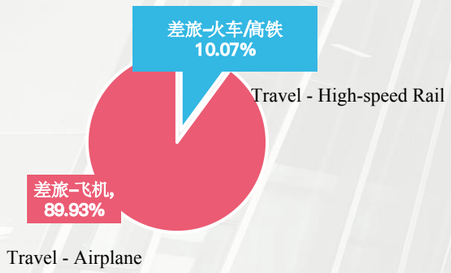

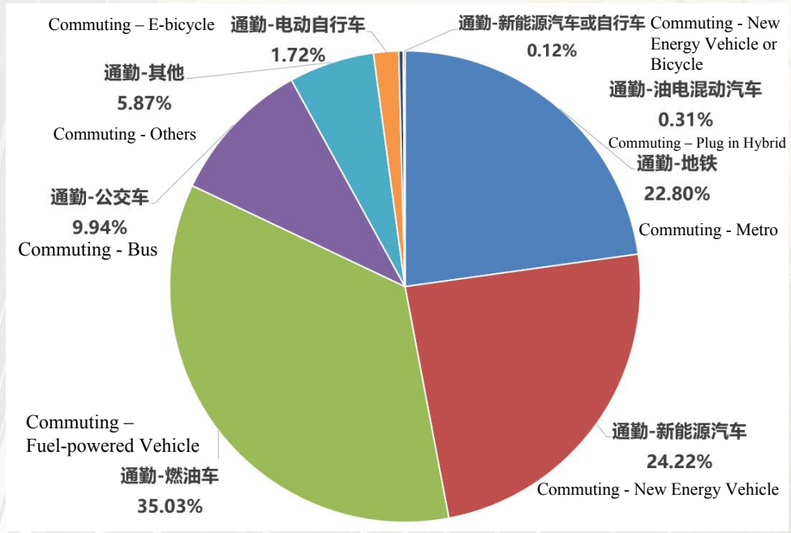

Figure: Distribution of Scope 3 Carbon Emission Proportions by Category in 2025

2.5 Greenhouse Gas Quantification

Guoshun Campus

In 2026, Scope 1 emissions (natural gas) of the Guoshun Campus amounted to 227.56 tCO_2 e, Scope 2 emissions (purchased electricity) to 1,050.28 tCO_2 e, and Scope 1 and Scope 2 combined to 1,277.84 tCO_2 e. Compared with 2025 (Scope 1: 238.21 tCO_2 e; Scope 2: 949.59 tCO_2 e; combined: 1,187.80 tCO_2 e), Scope 1 emissions decreased by 4.47% year on year, while Scope 2 emissions increased by 10.60% year on year — a change attributable to the update of the Shanghai power grid electricity emission factor from 0.42 $kgCO_2$ e per kWh to 0.4701 $kgCO_2$ e per kWh; when calculated on a consistent factor basis, Scope 2 emissions decreased by 1.18%. Scope 1 and Scope 2 combined increased by 7.58% year on year.

Table: Emission Reduction Analysis and Comparison of the Guoshun Campus

Carbon emissions sub item (tCO2e)	2025	2026	Year-on-Year Growth Rate (%)
Scope 1 Natural Gas	238.21	227.56	-4.47
Scope 2 Purchased Electricity	949.59	1050.28	+10.60
Scope 1+ Scope 2	1187.80	1277.84	+7.58

Note: Scope 3 emissions (commuting, business travel, and paper) are reported on a School-wide basis and are not disaggregated by campus.

Figure: Annual Total Carbon Emissions (tCO_2 e) and Year-on-Year Growth Rate of Scope 1 and Scope 2 of the Guoshun Campus

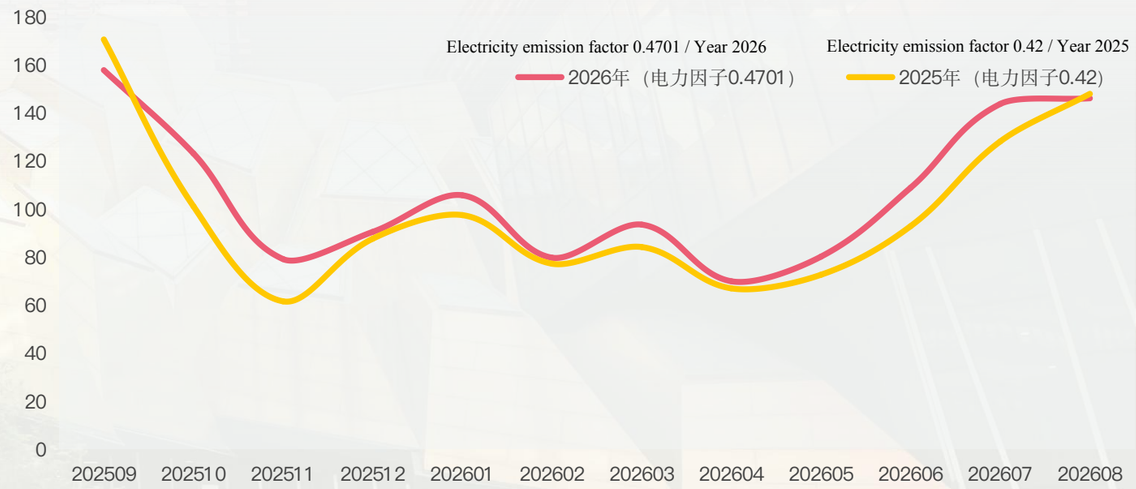

It should be noted that the School's carbon inventory is still at an early stage. Given the current data basis and inventory conditions, the Scope 3 disclosure currently focuses on Category 1 (Purchased Goods and Services — paper), Category 6 (Business Travel), and Category 7 (Employee Commuting). Going forward, the School will progressively expand the accounting and disclosure of other Scope 3 categories, such as capital goods, upstream transportation and distribution, and waste generated in operations.

2.5 Greenhouse Gas Quantification

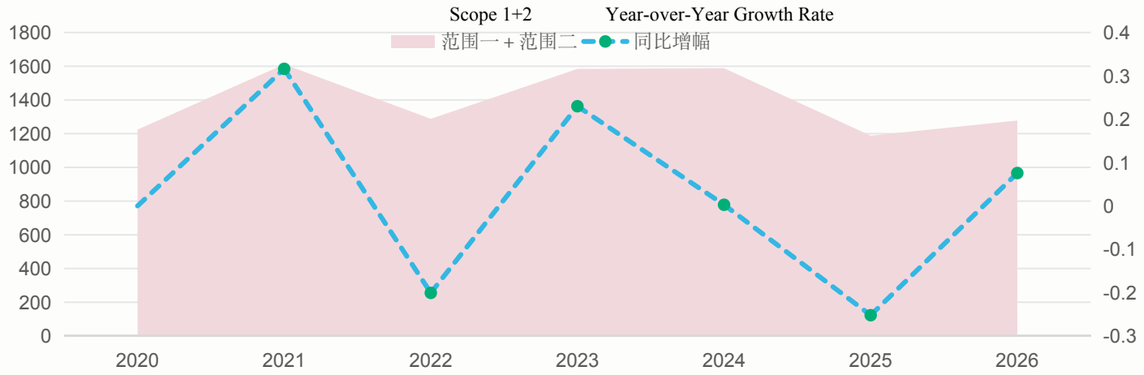

Figure: Monthly Analysis of Scope 1+2 (Purchased Electricity + Natural Gas) Greenhouse Gas Emissions at Guoshun Campus (tCO_2 e)

According to the greenhouse gas emission inventory and quantification, the Guoshun Campus recorded Scope 1 emissions of 227.56 tCO_2 e and Scope 2 emissions of 1,050.28 tCO_2 e in 2026, with Scope 1 and Scope 2 combined amounting to 1,277.84 tCO_2 e. In 2025, Scope 1 and Scope 2 combined amounted to 1,187.80 tCO_2 e, representing a year-on-year increase of 7.58%. Compared with 2025, Scope 1 emissions decreased by 4.47%, while Scope 2 emissions increased by 10.60% year on year (mainly attributable to the update of the electricity emission factor from 0.42 to 0.4701). Scope 3 emissions (commuting, business travel, and paper), which are reported on a School-wide basis, amounted to 131.60 tCO_2 e in 2026, a decrease of 26.17% compared with 178.25 tCO_2 e in 2025.

Zhengli Campus

The Zhengli Campus is a newly built campus. In 2025 (covering Building A, Building B, and Building C), its total carbon emissions amounted to 2,768.04 tCO_2 e, comprising Scope 1 emissions (natural gas) of 316.52 tCO_2 e and Scope 2 emissions (purchased electricity) of 2,451.52 tCO_2 e.

From 2026 onward, the organizational boundary has been adjusted to cover only Building A and Building B: in this reporting period, Scope 1 emissions (natural gas) amounted to 371.73 tCO_2 e, Scope 2 emissions (purchased electricity) to 1,777.19 tCO_2 e, and the two combined to 2,148.92 tCO_2 e. The electricity consumption of the public areas of Building A and Building B during this reporting period was 3,780,460.88 kWh (excluding electricity used by leased merchants).

Table: Analysis and Comparison of Emission Reduction at Zhengli Campus

Carbon emissions (tCO_2e)	2025	2026	Year-on-Year Growth Rate (%)
Scope 1 (Natural gas)	316.52	371.13	+ 17.44
Scope 2 (Purchased electricity)	2451.52	1777.19	- 27.51
Scope 3	2768.04	2148.92	- 22.37

Note: The 2025 scope covered Building A, Building B, and Building C, while from 2026 onward the organizational boundary has been adjusted to cover only Building A and Building B; accordingly, year-on-year data are not fully comparable.

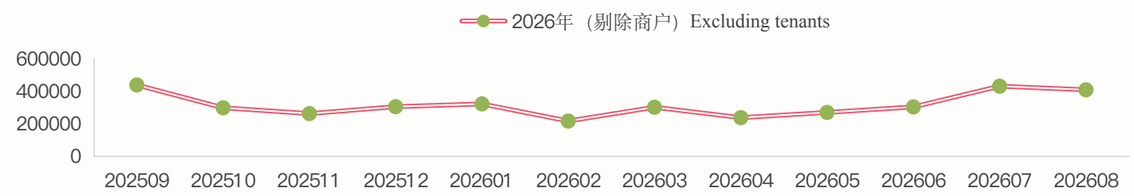

Figure: Monthly Analysis of Scope 2 Purchased Electricity Consumption at Zhengli Campus (kWh)

2.6 Data Quality Management

The data quality management of this carbon inventory aims to comply with the principles of relevance, completeness, consistency, accuracy, transparency, and conservativeness set forth in ISO 14064-1:2018. The details are as follows:

- Quality management personnel. The inventory team is responsible for coordinating sound interactions among relevant departments and external institutions, units, or projects.
- Quality management procedures. Operational procedures are developed to ensure precision, with data management focused on quality verification of both general and specific emission categories.
- General quality verification. Rigorous yet proportionate quality verification is conducted for general errors that may arise from data collection and processing, data modelling, and emission quantification.

The data quality management arrangements are designed to comply with the relevant requirements of ISO 14064-1:2018, as follows:

Management Requirement	Description	Responsibility & Frequency
Quality management principles	Following the principles of relevance, completeness, consistency, accuracy, transparency, and conservativeness, covering the entire process of data collection, processing, modelling, and quantification.	Working group; Annually
Organisation and responsibilities	The School Administrative Council reviews and approves the inventory results; the inventory working group is responsible for data collection, calculation, and reporting, and coordinates with various departments and external institutions; the logistics department and the School Office provide energy, procurement, and travel data according to their respective responsibilities.	Working group; Annually
General quality verification	Verify general errors that may arise from data collection and processing, data modelling, and emission quantification due to oversight, such as checking units and dimensions, cross-checking bills against ledgers, and reviewing outliers.	Working group; Each reporting period
Specific emission quality verification	Conduct dedicated verification of activity data, emission factors, and calculation processes for Scope 1, Scope 2, and key Scope 3 categories (Category 1 paper, Category 6 business travel, Category 7 employee commuting).	Working group + external institutions; Annually
Data sources and supporting documentation	Energy bills, procurement and paper-use ledgers, employee commuting questionnaires, business travel records, and other original vouchers are retained on file; emission factor sources are itemised to ensure traceability.	Respective responsible departments; Ongoing
Quality review and improvement	Corrective measures are developed and tracked to closure for issues identified through verification; review conclusions are used to improve data collection and management in the following year, and significant changes are incorporated into the annual restatement policy.	School Administrative Council; Annually

- The conclusions of the above verification and review form the basis of the inventory statement; the data quality management conclusions for this reporting period are presented in the *Greenhouse Gas Emission Inventory Statement*.
- Annual restatement policy: where significant changes occur in the organizational boundary, emission factors, or data sources, the School will describe such changes and restate the relevant annual data in subsequent reports, so as to ensure the comparability of data across years.



3 Carbon Neutrality Actions

3.1 School Initiatives

3.2 A Green Future

3.3 Energy-Saving and Carbon-Reduction Technologies

3.4 School Plans

3.5 Carbon Emission Reduction Targets

3.1 School Initiatives

Implementation measures for energy conservation and emission reduction in the past five years

From 2019 to 2021:

・In 2019, the energy-saving retrofit of the variable frequency soft start host linkage control technology for the water pump control cabinet of BROAD Non-Electric Chiller unit was completed.

・In 2019, the central air conditioning terminal unit coil controller of Starr Building was successfully upgraded and retrofitted.

・Since 2019, the School has signed an annual water quality management service agreement with BROAD Chiller for the water treatment system, significantly improving the water quality and environment of the circulating water system.

・In 2020, the School carried out a low nitrogen transformation of the central air conditioning unit, replacing the BROAD direct combustion engine with a low nitrogen burner, effectively reducing nitrogen oxide emissions and making it comply with the latest emission standards.

・In 2021, the School introduced an intelligent self-service weighing system in its cafeteria, achieving near-zero emissions of food waste.

In 2022:

・The School has upgraded the technology of the air conditioning cooling tower in Starr Building. After the renovation is completed, the four cooling fans will be able to be simultaneously controlled by the main unit through frequency conversion linkage.

・The School has carried out lighting renovation on the public areas and conference rooms of Siyuan Faculty Building, replacing the original lighting equipment with LED lighting system, successfully reducing the lighting power density (22.2%).

・Complete the renovation and repair work of the exterior facade of Starr Building, including the replacement of exterior facade brackets and aluminum alloy wall panels to improve thermal insulation performance.

・Completed IT room upgrade and modification, migrated data to cloud servers, reducing the use of 10 local servers.

From 2023-2024:

・By replacing the fill material in the cooling tower of the central air conditioning system in Starr Building to optimize heat exchange efficiency, the carbon emissions from natural gas consumption during the air conditioning operation season were successfully reduced by 12 tCO_2e.

・Upgraded metering systems with intelligent solutions. By installing more advanced intelligent remote metering water meters on the rooftops of the three buildings in the School and in the water pump room in the basement of the Starr Building, accurate zoning measurement can be achieved.

・The School replaced the last 30 fixed-speed split-type air conditioners in Siyuan Faculty Building with variable frequency air conditioners. After completion, all split air conditioners use first-grade energy-efficient variable-speed split air conditioners. Compared with ordinary air conditioners that start and stop frequently, variable-speed air conditioners have significantly improved energy efficiency and reduced energy consumption.

From 2025-2026:

- Established the Scope 3 Carbon Budget Reporting mechanism, with regular monthly and quarterly summary reports, to substantiate every step of carbon reduction with data.
- Held the first ***Eco Day*** on September 22, 2025, which coincided with World Car Free Day. Check-in points were set up at Building A of the Zhengli Campus and Li Dasan Building of the Guoshun Campus, promoting low-carbon practices such as green commuting, the *Clean Plate* campaign, double-sided printing, and bringing your own cup.
- In December 2025, the 10th Value Co-creation (ESG) Annual Trend Forum was held at the Zhengli Campus, where the research report *Sustainable Product Innovation of Chinese Enterprises: A Life-Cycle Management Perspectiv*e was released.
- In April 2026, held the Sci-Tech Pioneer Forum themed *Global Carbon Tariffs amid Geopolitical Rivalry and Carbon Emission Dual Control under the 15th Five-Year Plan*, and organised faculty and student participation in the opening ceremony of Shanghai Climate Week 2026 and the Asia Green Carbon Forum.
- Hosted the 2026 Shanghai Forum sub-forum on sustainable development, titled *Corporate Social Value Creation: The Collaborative Path of Technology Empowerment and Ecological Win-Win,* further deepening international exchanges on sustainability issues.

3.1 School Initiatives

2025-2026 Action Results

Equipment and facility renovation

- Public welfare promotion
- Behavior management
- Supply chain management
- Smart Campus
- Teaching and Academic



Improve the thermal insulation performance of doors and windows

The renovation of the glass room insulation glaze film in the library has been completed, effectively improving the insulation performance of doors and windows.

Install new energy intelligent charging stations

Four intelligent charging stations for new energy vehicles have been successfully installed within the School, and power sources have been reserved for future expansion.

Install a timer

Install a timer for the bathroom kitchen appliance and implement a timed activation mode to save energy during non water usage periods.

Underground garage lighting renovation

The lighting circuit of the underground garage has been modified to adopt a partially open mode at night, which saves 50% energy compared to the original fully open mode.

Optimize lighting system

Replace all green landscape streetlights, floodlights, and lightboxes in the lobby and hollow areas of the third floor of Lida with energy-saving light sources and LED lighting to reduce lighting power density in the campus. Optimize the working time of green floodlighting and reduce the power of lighting fixtures.

Set induction lighting switch

Convert the lighting switch of the staircase passage to an induction switch, and consider covering all public areas in the future. It is estimated to save about 60-70% energy compared to ordinary switches.

Revamp the chilled water system of lithium bromide unit

Complete the system renovation project. By enhancing the heat exchange efficiency of lithium bromide units and installing pipeline softening water equipment, the quality of air conditioning chilled water has been improved, water side scaling has been prevented, and the working efficiency of the cooling end system during the cooling season has been increased by more than 10%.

Academic Research, Curriculum Development, and Talent Cultivation in Environmental, Social, and Governance (ESG)

Build a Sustainable World, Embrace Responsibility and Innovation

Drawing on the School's research management system, recent faculty ESG research was reviewed. More than ten faculty members from eight departments now collaborate in teaching and research, focusing on representative ESG areas such as environment, social responsibility, corporate governance, sustainable development, green and low-carbon development, business ethics, and climate change.

Building on this research, the School has developed carbon reduction and ESG case studies with Bosch China, M&G Group, Lenovo Group, Yunnan Baiyao, and L'Oréal Group, aiming to lead China in creating and sharing sustainable development knowledge.

To advance sustainability, the School made ESG a compulsory course and emphasizes practical application. Through teaching, action learning, corporate visits, and student activities, it cultivates business leaders and managers with ESG awareness and literacy.

Table: ESG related academic courses and projects

Entry Name	Content
Financial Master's Program and International Business Master's Program	Offering ESG themed elective course ‘Sustainable Finance’.
Fudan MPAcc Project	Offering courses on ‘Business Ethics and Accounting Professional Ethics’ and ‘Enterprise Legal Risk Prevention and Practice’.
Fudan MBA Program	In 2022, ESG was introduced as a compulsory course, with related topics integrated into various enriching activities in action learning and student clubs as part of the co-curricular experience. In the Financial Times (FT) Global MBA Rankings for 2023 and 2024, the Fudan MBA program has been ranked first in Asia in the subcategory of ‘ESG and Net-Zero Teaching’.
Fudan-BI (Norway) MBA Program	ESG and sustainable development business concepts, constantly innovating course structure design and content arrangement. In 2023, ESG class hours will account for 30% of the total required courses, and 4 ESG elective courses will be offered to form a relatively complete ESG professional course system. The alumni ESG club has over 200 members and has held ESG annual forums for three consecutive years, producing results in two ESG journals.
Fudan University-Hong Kong University IMBA Project	Most of the 12 compulsory courses and over 30 elective courses offered annually in the project include ESG related content, and the teaching content and time increase year by year; ESG International Overseas Course Denmark IFP.
Fudan EMBA Program	Nordic Study Tour International Courses ‘Innovation Ecology in Denmark’, ‘Sustainable Strategy of Danish State and Enterprises’, ‘Trends and Prospects for Sustainable Development’, ‘Innovation Ecosystem in Finland’, ‘Inspiration for Finnish Innovation’; The Canadian International Program conducted a short-term course on ESG at UBC Sauder School of Business in Vancouver.
Fudan Science and Technology Innovation Entrepreneurship Camp Project	Establish an ESG class committee to promote ESG concepts to students in science and technology innovation enterprises; Customized ESG slogan, ‘Let's be E-people together’, advocating real-time implementation.
Fudan University-Washington University EMBA Program	The program's 18 courses cover cutting-edge ESG cases, including corporate governance and international innovation projects such as the US Mobile Classroom. Since 2018, alumni have organized class-based ESG charity activities, such as caring for children with autism and visiting people with ALS. In July 2024, Class C21 held a horticultural therapy event for children with autism, further extending its social impact.
Career Development Office (CDO)	The CIC Career Carnival activity on ESG ensures that ESG becomes an intrinsic driving force for students' career growth.

Scope 3 Carbon Budget Reporting 2026

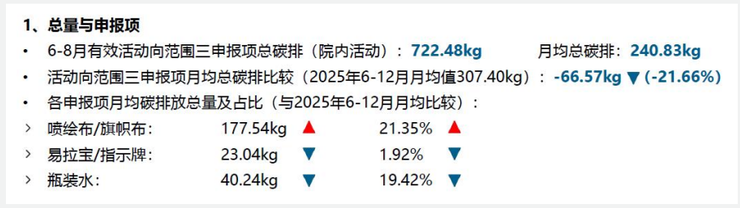

Selected Scope 3 Data Charts (Total Carbon Emissions and Comprehensive Per Capita Trends, June–August)

To systematically manage indirect carbon emissions, Fudan University School of Management officially launched its Scope 3 carbon budget reporting system in May 2025. According to the School's Scope 3 carbon budget reporting data, from June to August 2026, a total of 45 activities involving 15 departments were included in carbon budget management. The reduction in bottled water was particularly notable, as reusable cups and direct drinking water are gradually replacing small bottled water.

Activity Carbon Reduction Snapshot

- June–August 2026 · Activities included in carbon budgeting: 45
- Average monthly activity carbon emissions: 240.83 kgCO_2 e · Down 21.66% from last year's monthly average
- Average monthly bottled water carbon emissions: down 41.81%
- Per capita bottled water carbon emissions: down 37.72%



School Eco Day















“碳”路 绿动WE来

Green Commuting: Take one less car trip—choose transit, cycling, or walking for a greener journey.

Take the Stairs: For three floors or fewer, skip the elevator and choose the greener step.

Clean Plate Campaign: Cherish every meal; let no food go to waste.



The School continues to hold its quarterly Eco Day. Faculty and staff can log in to the ‘Green Move WE Come’ app on Enterprise WeChat to participate in the day's green map activation. Through the three-step ‘Joint Carbon Path’ process, they initiate 2026 carbon emissions data collection, providing data support for the School's carbon footprint assessment and decarbonization strategy development. To participate, first open ‘Joint Carbon Path‘ on Enterprise WeChat to record personal commuting data; then open ‘Green Move WE Come’ to leave a ‘Green Action Imprint'.

5R Green Initiative - Advancing Emission Reduction

Guided by the ‘5R Green Commitment’, the School promotes green actions such as the ‘Empty Bottle Return’ smart recycling program, reusable cups, clothing donation, and double-sided printing, alongside vegetation maintenance and paperless operations. Together, these efforts advance campus resource circulation and low-carbon transformation, building a greener, smarter campus ecosystem.

5R Green Initiative – Low Carbon Tea Break







In this spring semester, EMBA/MBA programs launched the ‘ESG Low-Carbon, Plastic Reduction Tea Break Initiative’. Starting with herbal teas replacing bottled water, it moves toward a ‘bottle-free week’ and ultimately full plastic reduction. Over 40 student check-ins show that low-carbon can be a healthier, lighter lifestyle-not a downgrade.



Fudan School of Management × Rural Notes One Book, One Bridge

On March 20, 2026, the School launched ‘One Book, One Bridge’. Books selected by the Fudan School of Management community traveled thousands of miles to Duwa Town Central Primary School in Pishan County, Hotan, Xinjiang. All 230 books reached the children. The stories we once read now open a new window for them to see the world.



Fudan School of Management China Women's Development Foundation

On April 17, 2026, the School and the China Women's Development Foundation held the ‘Intangible Cultural Heritage Mothers’ Empowerment Classroom. Their third collaboration, following the 2024 Pink Ribbon Campus Tour and 2025 Pink Health Run, shifted the focus from women's health to career empowerment. Over 40 heritage leaders from 11 Xinjiang sites, including national-level bases and Xibe, Kazakh, Uzbek, and Han communities, will visit Zhengli Campus.



Shanghai Forum 2026 Sub-forum on Sustainable Development Creating Corporate Social Value

On April 24, 2026, the School hosted the Shanghai Forum 2026 Sub-forum on Sustainable Development, Creating Corporate Social Value. It gathered executives, experts, and international guests to discuss technological innovation, ecological collaboration, ESG practices, and social value creation. Topics included ESG for national strategic projects, marine litter recycling, corporate sustainability practices, and smart, regenerative cities, exploring how companies can create sustainable, shared social value through innovation and collaboration.



Breaking New Ground in ESG Careers Career Workshop on Entry Paths, Cross-Sector Transition, and Growth Planning

On June 26, 2026, the Career Development Office held ‘Green Action Day’ from a talent perspective. It explored emerging ESG roles, how traditional functions can transition into ESG, and how to build a career path to CSO. It also examined what sustainability talent companies value, and where the career ceiling and second curve lie. The event brought together faculty, senior headhunters, ESG leaders, and student career mentors. Through real cases, data, and candid sharing, they mapped out a clear, practical career development guide.



Fudan School of Management × Tsinghua X-lab A Quest for ‘Green Innovation’

On September 2, 2026, Green Builder Meetup at Zhengli Campus gathered young builders from Fudan School of Management, Tsinghua SEM, and Tsinghua x-lab, plus industry guests. They discussed corporate strategy, brand communication, new-energy batteries, and AI for Science. Associate Professor Wu Zheying then asked: How can green innovation become corporate value?



Fudan School of Management × Yicai × Ophthalmology Professional Committee of the Chinese Non-Governmental Medical Institutions Association

On Sept. 20, 2026, Fudan School of Management, Yicai, and the Ophthalmology Committee co-hosted the 2026 Sustainability Week seminar. Academicians, ophthalmology leaders, and executives from seven private eye groups and 50 hospitals discussed how non-public ophthalmic institutions can achieve sustainable development. Chronic disease management is a new growth driver, powered by standardized care, long-term patient management, and AI.

3.3 Energy-Saving and Carbon-Reduction Technologies

Carbon reduction strategy	Technical measures		Carbon Range	Location of use
Improve energy efficiency	Equipment commissioning	Ensure efficient operation of equipment through commissioning, upgrade components to reduce energy consumption and carbon emissions	Scope 1 Scope 2	Air-conditioner engine room, roof and equipment platform
	Lamp optimization	Continuously update and replace traditional lighting with high-efficiency lighting sources and energy-saving lamps, mainly using LED light sources	Scope 2	All areas
	Intelligent lighting	Install intelligent lighting control systems and add induction switches to unconventional spaces such as open offices and conference rooms; Outdoor continuous electricity landscape lighting adopts photovoltaic energy storage system	Scope 2	Office, conference room, outdoor lighting
	Unit optimization	Li Dasan Building is gradually replaced by multi-split air conditioning equipment with higher performance devices	Scope 2	Roof
		Replace the lithium bromide unit in Starr Building and choose air conditioning equipment with lower carbon emissions	Scope 1	Air-conditioner engine room
	Energy management	By setting up an integrated intelligent building management system to monitor and regulate energy usage, implementing demand response strategies, and reducing energy consumption during peak hours	Scope 2	All areas
Reduce building load	External window optimization	Replace aging sealing strips to improve air tightness and reduce air conditioning load	Scope 2	External window curtain wall
	Exhaust heat recovery	Each building is equipped with an exhaust heat recovery device, which recovers heat or cold from the exhaust air and uses it to heat or cool the fresh air entering the room, reducing indoor cooling and heating loads	Scope 1 Scope 2	Air conditioning room, indoor
	External shading	Add thermal insulation reflective film to the external windows to reduce the heat island effect caused by solar radiation	Scope 2	External window
	Green Island Design	Design green roofs, apply heat-insulating reflective coatings to walls, and reduce the heat island effect	Scope 2	Roof and exterior walls
Reducing Scope 3 emissions	Green procurement and paperless operations	Promote paperless office and teaching, prioritise procurement of recycled paper and other low-carbon paper products, and control Category 1 Purchased Goods and Services	Scope 3 (Category 1)	School-wide
	Green travel and commuting	Prioritise high-speed rail and online meetings, optimise the commuting structure, and reduce Category 6 Business Travel and Category 7 Employee Commuting emissions	Scope 3 (Categories 6, 7)	School-wide
Resource recycling	Refuse classification	Implement a garbage classification system, reasonably recycle and reuse waste materials	Scope 3	Garbage room
Using renewable energy sources	Rooftop photovoltaics	Adding photovoltaic power generation to the roof, the estimated installation area can reach 500 square meters, and the annual power generation can reach 105,000 kWh	Scope 2	Roof
Behavioral carbon reduction	Low-carbon mini-program	Develop a low-carbon behavior guidance mini-program to encourage individuals in the School to participate in low-carbon actions	Scope 1 Scope 2 Scope 3	All areas
	Energy saving system	Establish and improve energy-saving and emission reduction management systems and processes, set energy-saving and emission reduction targets, and regularly evaluate progress	Scope 1 Scope 2 Scope 3	School-wide
	Carbon offsetting	For residual emissions that cannot be reduced after independent emission reduction, purchase carbon credits that meet quality requirements to offset them	Scope 1 Scope 2 Scope 3	School-wide
	Energy saving rewards	Regularly provide energy-saving and emission reduction awareness and skills training to employees, encourage them to propose energy-saving and emission reduction suggestions, and increase energy-saving and emission reduction bonuses	Scope 2 Scope 3	School-wide
	Expanding Scope 3 accounting	Gradually incorporate categories such as capital goods, upstream transportation and distribution, and operational waste to expand the disclosure scope	Scope 3	School-wide
	Public transportation	Encourage the use of public transportation and bicycles, and simultaneously add electric vehicle charging stations to encourage the use of trams	Scope 3	Parking garage
	Flexible work	Implement flexible work system, reduce commuting frequency, use virtual meetings as much as possible to reduce travel expenses, implement green travel plans, and lower carbon footprint	Scope 3	All areas

3.4 School Plans

· Low-carbon Behavior Standards and Digital Tools

Amidst the challenge of addressing global climate change, Fudan University School of Management is not only contributing to the academic field but also striving to implement low-carbon principles through concrete actions. To enhance environmental awareness and engagement among faculty and students, the School will introduce an innovative mini-program designed to incentivize low-carbon behaviors. This initiative aims to leverage technological power to advance sustainable development on campus and in the community, encouraging individual participation in low-carbon actions while raising public awareness of low-carbon living through interactive approaches.



- **Carbon Footprint Tracking:** The system enables users to measure the carbon emissions generated during their academic and daily activities on campus.
- **Data Visualization:** User data is presented through charts and interactive visualizations, offering intuitive insights into individual carbon footprints and the tangible impacts of low-carbon behaviors.
- **Personalized Recommendations & Incentives:** Based on user profiles and carbon footprint data, the system delivers tailored suggestions for low-carbon actions, sends reminders to support goal achievement, and provides rewards upon successful completion of targets.
- **Social Interaction:** Users can share low-carbon behavior tips, personal experiences, and achievements with others, fostering mutual encouragement and support within the community.
- **Education & Training:** The platform offers structured courses on low-carbon lifestyles, enhancing understanding of carbon footprints, climate change, and practical steps for emission reduction.



3.4 School Plans

• Carbon Compensation Strategy

The School adheres to the principle of "reduction first, offsetting as a supplement", prioritizing independent emission reductions through energy-saving and carbon-reduction technologies as well as Scope 3 emission reduction management. For residual emissions that cannot be reduced after thorough emission reduction efforts, the School will purchase carbon credits to implement carbon offsetting, supporting emission reduction projects such as forestry carbon sinks and renewable energy, so as to balance the remaining emissions while advancing the achievement of the overall carbon reduction targets.

The School will purchase carbon credits through qualified carbon trading institutions to ensure the quality and authenticity of carbon credits, giving priority to emission reduction projects that meet the requirements of additionally, permanence, measurability, and verifiability.

The offsetting targets are primarily forestry carbon sinks and renewable energy projects, with gradual exploration into emerging fields such as marine carbon sinks.

Meanwhile, the School will leverage its research strengths to participate in methodological research and market-based mechanism exploration related to carbon offsetting, enhancing the standardization and effectiveness of its carbon offsetting efforts.



• Carbon Reduction Efficiency Prediction (2025-2027)

Carbon reduction measures	Carbon reduction pathway	Carbon reduction effect
Improving the carbon management system and inventory framework	Establish an annual greenhouse gas inventory and data quality management system, and define the accounting boundaries and emission factors for Scope 1, Scope 2, and Scope 3	Assessed on an ongoing basis
Commissioning of mechanical and electrical equipment	Commission mechanical and electrical equipment to ensure it remains in optimal operating condition, upgrade equipment components, and reduce operating energy consumption	Compared with the base year, carbon emissions from mechanical and electrical equipment are expected to decrease by 5%
Reducing lighting power and density	Comprehensively implement energy-saving solutions in areas with high lighting power density, progressively roll out renovation plans for each space, and fully adopt high-efficiency lighting	Compared with the base year, lighting carbon emissions are expected to decrease by 10%
Improving building envelope insulation	Add glass insulation film and install new glass with lower heat transfer coefficients to reduce cooling and heating energy consumption	Compared with the base year, carbon emissions are expected to decrease by 2%
Greening energy use and outdoor lighting	Use renewable energy such as PV as the power supply for outdoor lighting, and gradually replace natural gas direct-fired units with electrically driven heat pumps	Compared with the base year, carbon emissions are expected to decrease by 0.5%
Behavioral carbon reduction and low-carbon culture building	Develop a low-carbon behavior mini-program, and promote a low-carbon calendar, low-carbon convention, and behavior check-in incentives	Assessed periodically
Promote paperless office and teaching	Promote paperless, adopt electronic lesson plans, and reduce paper consumption.	Assessed on an ongoing basis
Optimizing the travel structure	Prioritize high-speed rail and online meetings, control air travel, and reduce Category 6 business travel emissions	Assessed on an ongoing basis
Guiding green commuting	Improve charging facilities, shuttle buses, and slow-traffic facilities; advocate metro, bus, new energy vehicle, and cycling commuting; and reduce Category 7 employee commuting emissions	Assessed on an ongoing basis
Establishing a green supplier management system	Incorporate carbon emission requirements into supplier admission and evaluation, priorities low-carbon local materials, and reduce supply chain carbon emissions	Assessed on an ongoing basis
Expanding the Scope 3 accounting and disclosure scope	Gradually incorporate categories such as capital goods, upstream transportation and distribution, and operational waste, and identify and manage carbon reduction potential	Assessed on an ongoing basis
Improving the carbon offsetting mechanism	For residual emissions that cannot be reduced after independent emission reduction, purchase carbon credits that meet additionally and permanence requirements to offset them	Assessed periodically

**Note: The carbon reduction ratio is calculated based on the completion of all engineering implementation*

3.5 Carbon Emission Reduction Targets

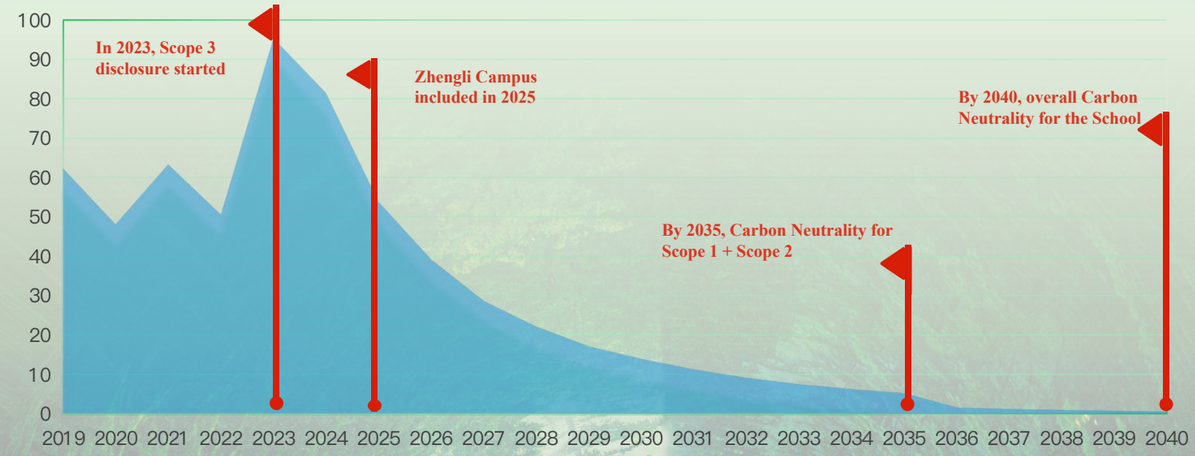

Figure: Scope 1+Scope 2+Scope 3 Schematic diagram of carbon neutrality path

By 2035	Realizing Scope 1+Scope 2 to achieve carbon neutrality goals
By 2040	Realizing the overall Scope 1+Scope 2+Scope 3 of the School to achieve carbon neutrality goals

Fudan University School of Management actively responds to the national carbon emission reduction strategy and has adopted a series of practical and effective energy-saving and carbon-reduction measures. On the basis of comprehensive planning, the School has defined a three-year action plan and, from a holistic perspective, implements carbon reduction strategies in a detailed and thorough manner to ensure that emission reduction requirements are embedded in every aspect of the School's operations.

Over the next three years, while maintaining existing carbon reduction measures, the School will implement a series of targeted carbon reduction projects based on actual conditions, including energy efficiency improvement, energy structure optimization, building envelope retrofitting, as well as the accounting and reduction management of Scope 3 emissions (purchased goods and services, business travel, and employee commuting).

At the same time, the School will extend carbon reduction actions to other campuses to ensure comprehensive coverage of its carbon reduction efforts. Through these measures, Fudan University School of Management will steadily advance the achievement of its carbon reduction targets and contribute to building a green campus.

Based on actual conditions, the School has established a long-term goal of achieving carbon neutrality by 2040.

4 Technological Vision

4.1 Smart Buildings

4.2 AI-Driven Carbon Platforms

4.1 Smart Buildings

In the technological vision of the School, achieving carbon neutrality is one of the key goals for its development. The School will commit to utilizing advanced technologies such as the Internet of Things, cloud computing, big data, and artificial intelligence to promote the transformation of building environments towards green ecology, reduce operating costs, and enhance user experience.

· **Intelligent system integration:** By integrating intelligent lighting, air conditioning, energy management and other systems, the automation control of buildings can be achieved, optimizing energy use.

· **Energy efficiency optimization:** Utilize energy management systems and low-carbon management systems to monitor and reduce energy consumption, and improve energy utilization efficiency.

· **Sustainability monitoring:** Through air quality and water quality monitoring systems, ensure environmental quality while reducing resource waste.

· **Green operation:** Combining property management and teaching management systems to promote green operation practices such as paperless and resource recycling.

· **Safety and health:** Utilize video surveillance and access control systems to ensure safety, while providing a healthy indoor environment through intelligent systems.

· **Education and research:** Cultivate students' environmental awareness and research abilities related to carbon neutrality through smart catering and teaching management systems.

· **Demonstration leadership:** Establish demonstration projects, showcase green building technologies and management methods, and promote the industry's transition towards carbon neutrality.





Figure: Key points of intelligent building technology | IBMS intelligent building integration of various subsystems

4.2 AI-Driven Carbon Platforms





The AI-driven carbon platform system is a tool system for comprehensive supervision and management of "Dual Carbon" in building construction, aimed at helping buildings achieve carbon neutrality goals. The system achieves this goal through the following key functions:

- **Data collection and monitoring:** The system connects to on-site intelligent instruments to collect real-time data on the resource usage of buildings during operation, including energy consumption, water resource utilization, etc., achieving comprehensive data monitoring.
- **Carbon emission calculation and supervision:** By using accounting models and research objects, the system can determine the calculation logic of multiple scenarios and factors, clarify the management scope and key points of building carbon emissions, and achieve accurate calculation and supervision of carbon emission data.
- **Real time monitoring and visual management:** The system supports real-time monitoring of carbon emissions data during the operation phase of buildings, and through visual management, managers can intuitively understand the carbon emissions situation and make timely adjustments.
- **Data analysis and statistics:** Project carbon emission data can not only be comprehensively summarized and statistically analyzed, but also presented from a professional perspective to help managers better understand the composition and trends of carbon emissions.
- **Cloud platform support:** Project data can be collected and calculated through Dual Carbon Cloud (Enterprise Edition), automatically calculated and displayed after submission, improving data processing efficiency.
- **Data interface and system integration:** The system supports bidirectional embedding with other systems or platforms, provides interface outputs for specific data, adapts to various application scenarios, and achieves data sharing and circulation.

Appendix

Appendix (I): Report Description

About this report: This is the fourth dual-carbon-related report released by Fudan University School of Management. The School has commissioned Shanghai CarbonEase Intelligent Technology Co., Ltd to conduct the carbon emission inventory of the School.

Time scope: The report covers the period from January 2019 to August 2026, with certain contents appropriately extending beyond the above scope. The carbon inventory data for this year covers the period from September 2025 to August 2026.

Publication cycle: This report is an annual report.

Data statement: All 2019–2026 data cited in this report are sourced from Fudan University statistics and survey data of the School of Management.

Image statement: All images in this report are provided by the official website of Fudan University School of Management and Shanghai CarbonEase Intelligent Technology Co., Ltd.,

Item	Description
Report positioning	The School's fourth dual-carbon-related report, disclosed to faculty, students, alumni, and the general public
Accounting boundary	Operational control approach; Li Dasan Building, Starr Building, and Siyuan Building of the Guoshun Campus; Building A and Building B of the Zhengli Campus
Emission categories	Scope 1 direct emissions, Scope 2 indirect emissions, and Scope 3 other indirect emissions
Data description	This reporting period discloses Scope 3 Category 1 Purchased Goods and Services (paper), Category 6 Business Travel, and Category 7 Employee Commuting
Publication and access	This is an annual report; the electronic version is available on the official website of Fudan University School of Management
Verification method	The School commissions an external professional institution to conduct the annual greenhouse gas inventory and data quality verification; the inventory results are presented in the Inventory Statement
Interpretation and enquiries	This report is interpreted by Fudan University School of Management; enquiries may be directed through the School's official channels



Appendix (II): List of Reporting Standards and Data Quality Description

I. Basis of Preparation:

- ISO 14064-1:2018, Greenhouse gases — Part 1: Specification with guidance at the organization level for quantification and reporting of greenhouse gas emissions and removals
- Greenhouse Gas Protocol, Corporate Accounting and Reporting Standard (Revised Edition)
- GHG Protocol, Corporate Value Chain (Scope 3) Accounting and Reporting Standard
- GB/T 32151 series, Requirements of the Greenhouse Gas Emissions Accounting and Reporting
- Guidelines for Accounting and Reporting of Greenhouse Gas Emissions of Enterprises (Trial)
- Shanghai Municipal Bureau of Ecology and Environment, Carbon Dioxide Emission Factors for the Public Power Grid and Heating in Shanghai (2020–2024)
- Chinese Life Cycle Greenhouse Gas Emission Factor Database (2022)

II. Data Sources: Energy bills (electricity and natural gas) provided by the School, on-site survey records, employee commuting questionnaires, business travel records, and procurement and paper-use data.

III. Data Quality Principles: With relevance, completeness, consistency, accuracy, transparency, and conservativeness as the quality management objectives, the processes of data collection, processing, modelling, and quantification are verified through general quality verification and specific emission quality verification.

IV. Annual Restatement Policy: Where significant changes occur in the organizational boundary, emission factors, or data sources, the School will describe such changes and restate the relevant annual data in subsequent reports, so as to ensure the comparability of data across years.



CarbonEase
碳 益

Greenhouse Gas Emission Review Statement

Review object: Fudan University School of Management

Organizational boundary: Li Dasan Building, Starr Building, and Siyuan Faculty Building in Guoshun Campus, and Building A, Building B in Zhengli Campus, Fudan University School of Management

Report boundary: Scope 1 direct emissions, Scope 2 indirect emissions, Scope 3 other indirect emissions

Review result:

Emission category		Emissions (tCO_2e)
Scope 1	Natural gas	599.29
Scope 2	Purchased electricity	2827.47
Scope 3	Commute	34.02
	Business travel	87.64
	Paper Consumption	9.94
Total emissions in 2026		**3558.36**

Review statement:

Following the inventory conducted by CarbonEase China, the Carbon Emission Report 2026 submitted by Fudan University School of Management complies with ISO 14064-1:2018 and other relevant standards. The scope of this inventory covers greenhouse gas emission data for the period from 1 September 2025 to 31 August 2026, and the calculation and results are confirmed to comply with the relevant standards and regulations.

October, 9th, 2026

碳益智能科技有限公司

CarbonEase China

Address: Room 1501, Tower B, Xin Caohejing International Business Center, No. 391 Guiping Road, Xuhui District, Shanghai